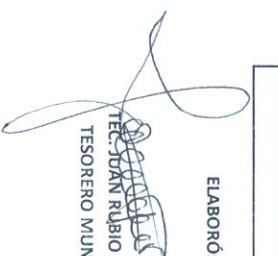
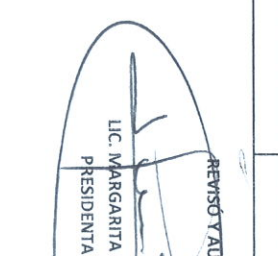



CUADRO RESUMEN DE LA SITUACIÓN FINANCIERA


Nota: anexar papel de trabajo de cómo se integran las cuentas Deudoras y Acreedoras
A DICIEMBRE 2021

FUENTE DE FINANCIAMIENTO	APROBADO / MODIFICADO ANUAL	INGRESOS Y OTROS BENEFICIOS ACUMULADOS	INTERESES GENERADOS ACUMULADOS	GASTOS Y OTRAS PERDIDAS ACUMULADOS	%	POR ERROGAR (D)	SALDOS EN CAJA Y BANCOS (A)	DEUDORAS DE ACTIVO (B)	ACREEDORAS DE PASIVO (C)	DIFERENCIA A+B-C=D	AVANCE
											FINL
ING. PROPIOS	1,114,045.00	955,877.03	1,687.23	699,123.11	73%	258,441.15	258,441.15	0.00	0.00	258,441.15	63%
Impuestos	391,500.00	444,992.00			0%	444,992.00				0.00	0%
Derechos	588,645.00	353,973.03			0%	353,973.03				0.00	0%
Aprovechamientos	30,900.00	0.00			#DIV/0!	0.00				0.00	0%
Productos	103,000.00	156,912.00			0%	156,912.00				0.00	0%
Ingresos por Ventas	0.00	0.00			#DIV/0!	0.00				0.00	#DIV/0!
otros	0.00	0.00	1,687.23		#DIV/0!	1,687.23				0.00	#DIV/0!
F.G.P	29,599,917.00	29,948,952.92	15,600.35	23,219,335.68	78%	6,745,217.59	7,268,155.49	2,000.00	524,937.90	6,745,217.59	78%
FFM	12,753,920.00	12,765,660.51	7,349.06	9,682,241.94	76%	3,090,767.73	3,118,467.24	0.00	27,699.51	3,090,767.73	76%
ISAN	229,766.00	332,787.57	128.80	210,704.55	63%	122,211.82	122,211.82	0.00	0.00	122,211.82	92%
IEPS	773,149.00	514,109.41	99.01	423,138.31	82%	91,070.11	91,070.11	0.00	0.00	91,070.11	55%
IVFGD	620,485.00	434,335.24	117.54	430,006.41	99%	4,446.37	4,446.37	0.00	0.00	4,446.37	69%
CISAN	50,756.00	59,315.21	21.81	34,641.50	58%	24,695.52	24,695.52	0.00	0.00	24,695.52	68%
F.I.S.M.	24,285,706.00	24,090,461.00	26,193.68	17,144,904.73	71%	6,971,749.95	6,343,491.33	707,381.82	79,123.20	6,971,749.95	71%
FORTAMUNDF	7,269,402.00	7,181,305.53	2,514.77	5,649,387.36	81%	1,334,433.24	1,392,019.24	0.00	57,586.00	1,334,433.24	80%
FOFVR	546,394.00	511,758.57	143.39	442,465.62	86%	69,436.44	81,304.54	0.00	11,868.10	69,436.44	81%
FOCOM	0.00	0.00	1.00	0.00	#DIV/0!	1.00	1.00	0.00	0.00	1.00	#DIV/0!
ISR	1,116,059.00	1,155,850.54	988.38	430,167.54	37%	726,671.38	726,671.38	0.00	0.00	726,671.38	39%
FIIEF	2,385,109.00	567,880.47	98.66	243,896.36	43%	324,082.77	139,078.83	185,003.94	0.00	324,082.77	0%
ISR EBI	0.00	94,548.01	25.40	0.00	0%	94,573.41	94,573.41	0.00	0.00	94,573.41	0%
TOTALES:	80,754,708.00	78,612,842.51	54,969.08	58,810,013.11		19,857,798.48	19,664,627.43	894,385.76	701,214.71	19,857,798.48	
I R R E D U C T I B L E S											
CONCEPTO		0.00	0.00	0.00		0.00	0.00	0.00	0.00	0.00	
ENERGIA ELECTRICA		\$	1,505,649.63	\$		0.00%					

ELABORÓ:  **TECOJAN RUBIO**
TESORERO MUNICIPAL

REVISÓ Y AUTORIZÓ:  **LIC. MARGARITA RAMOS RAMOS**
PRESIDENTA MUNICIPAL

REVISÓ:  **LIC. ANDRES TREJO REYES**
VOCAL EJECUTIVO

REVISÓ:  **LIC. ANDRES TREJO REYES**
VOCAL EJECUTIVO

