

**MUNICIPIO DE LA MISIÓN  
HIDALGO**

**Analfítico Mensual de Egresos Pagados por Fuente de Financiamiento al 31/dic./2022**  
(Cuentas con Movimientos)  
(Cifras en pesos y centavos)

Ucr: 001  
rgfAnalfiticoPresu.

Fecha y  
02:10 p. m.

Objeto del Gasto	Presupuesto Vigente	Presupuesto Vigente												Total (Vigentes - Total)			
		Ene	Feb	Mar	Abr	May	Jun	Jul	Ago	Sep	Oct	Nov	Dic				
<b>1401 RECURSOS PROPIOS</b>	<b>\$137,200.00</b>																
<b>200000 MATERIALES Y SUMINISTROS</b>	<b>\$10,460.00</b>	\$0.00	\$0.00	\$5,022.80	\$0.00	\$32,449.80	\$0.00	\$0.00	\$0.00	\$16,734.22	\$0.00	\$0.00	\$0.00	\$910.00	\$48,176.44	\$103,283.06	\$33,806.94
210000 Materiales y útiles de impresión y	\$5,800.00	\$0.00	\$0.00	\$5,022.80	\$0.00	\$0.00	\$0.00	\$0.00	\$0.00	\$0.00	\$0.00	\$0.00	\$0.00	\$0.00	\$0.00	\$5,022.80	\$5,022.80
212001 Materiales y Útiles de Impresión	\$5,800.00	\$0.00	\$0.00	\$5,022.80	\$0.00	\$0.00	\$0.00	\$0.00	\$0.00	\$0.00	\$0.00	\$0.00	\$0.00	\$0.00	\$0.00	\$5,022.80	\$777.20
214000 Materiales, útiles y equipos menores de	\$4,660.00	\$0.00	\$0.00	\$0.00	\$0.00	\$0.00	\$0.00	\$0.00	\$0.00	\$0.00	\$0.00	\$0.00	\$0.00	\$0.00	\$0.00	\$0.00	\$4,660.00
214001 Material para Bienes Informáticos	\$4,660.00	\$0.00	\$0.00	\$0.00	\$0.00	\$0.00	\$0.00	\$0.00	\$0.00	\$0.00	\$0.00	\$0.00	\$0.00	\$0.00	\$0.00	\$0.00	\$4,660.00
220000 Alimentos y utensilios	\$20,340.00	\$0.00	\$0.00	\$0.00	\$0.00	\$0.00	\$0.00	\$0.00	\$0.00	\$9,860.00	\$0.00	\$0.00	\$0.00	\$0.00	\$10,480.00	\$20,340.00	\$0.00
220001 Productos alimenticios para personas	\$20,340.00	\$0.00	\$0.00	\$0.00	\$0.00	\$0.00	\$0.00	\$0.00	\$0.00	\$9,860.00	\$0.00	\$0.00	\$0.00	\$0.00	\$10,480.00	\$20,340.00	\$0.00
221001 Alimentación de Personas	\$20,340.00	\$0.00	\$0.00	\$0.00	\$0.00	\$0.00	\$0.00	\$0.00	\$0.00	\$9,860.00	\$0.00	\$0.00	\$0.00	\$0.00	\$10,480.00	\$20,340.00	\$0.00
240000 Materiales y artículos de construcción y	\$25,000.00	\$0.00	\$0.00	\$0.00	\$0.00	\$0.00	\$0.00	\$0.00	\$0.00	\$6,874.22	\$0.00	\$0.00	\$0.00	\$0.00	\$0.00	\$6,874.22	\$18,125.78
249000 Otros materiales y artículos de	\$25,000.00	\$0.00	\$0.00	\$0.00	\$0.00	\$0.00	\$0.00	\$0.00	\$0.00	\$6,874.22	\$0.00	\$0.00	\$0.00	\$0.00	\$0.00	\$6,874.22	\$18,125.78
249001 Otros materiales y artículos de	\$25,000.00	\$0.00	\$0.00	\$0.00	\$0.00	\$0.00	\$0.00	\$0.00	\$0.00	\$6,874.22	\$0.00	\$0.00	\$0.00	\$0.00	\$0.00	\$6,874.22	\$18,125.78
260000 Combustibles, lubricantes y aditivos	\$50,000.00	\$0.00	\$0.00	\$0.00	\$0.00	\$20,326.44	\$0.00	\$0.00	\$0.00	\$0.00	\$0.00	\$0.00	\$0.00	\$910.00	\$23,213.84	\$44,450.28	\$5,549.72
261000 Combustibles, lubricantes y aditivos	\$50,000.00	\$0.00	\$0.00	\$0.00	\$0.00	\$20,326.44	\$0.00	\$0.00	\$0.00	\$0.00	\$0.00	\$0.00	\$0.00	\$910.00	\$23,213.84	\$44,450.28	\$5,549.72
261001 Combustibles y Lubricantes vehiculos y	\$50,000.00	\$0.00	\$0.00	\$0.00	\$0.00	\$20,326.44	\$0.00	\$0.00	\$0.00	\$0.00	\$0.00	\$0.00	\$0.00	\$910.00	\$23,213.84	\$44,450.28	\$5,549.72
290000 Herramientas, refacciones y accesorios	\$31,400.00	\$0.00	\$0.00	\$0.00	\$0.00	\$12,123.16	\$0.00	\$0.00	\$0.00	\$0.00	\$0.00	\$0.00	\$0.00	\$0.00	\$14,482.60	\$4,794.24	\$4,794.24
291000 Herramientas menores	\$31,400.00	\$0.00	\$0.00	\$0.00	\$0.00	\$12,123.16	\$0.00	\$0.00	\$0.00	\$0.00	\$0.00	\$0.00	\$0.00	\$0.00	\$14,482.60	\$4,794.24	\$4,794.24
291001 Herramientas Menores	\$31,400.00	\$0.00	\$0.00	\$0.00	\$0.00	\$12,123.16	\$0.00	\$0.00	\$0.00	\$0.00	\$0.00	\$0.00	\$0.00	\$0.00	\$14,482.60	\$4,794.24	\$4,794.24
300000 SERVICIOS GENERALES	\$442,330.00	\$44,214.00	\$15,680.00	\$40,902.00	\$39,842.00	\$112,948.00	\$15,316.00	\$15,324.00	\$15,384.00	\$27,101.99	\$26,229.28	\$18,112.00	\$16,045.00	\$387,188.27	\$55,131.73	\$55,131.73	\$16,771.73
350000 Servicios de instalación, reparación,	\$40,000.00	\$0.00	\$0.00	\$0.00	\$0.00	\$0.00	\$0.00	\$0.00	\$0.00	\$10,112.99	\$10,710.28	\$2,405.00	\$0.00	\$23,228.27	\$16,771.73	\$23,228.27	\$16,771.73
351000 Conservación y mantenimiento menor de	\$40,000.00	\$0.00	\$0.00	\$0.00	\$0.00	\$0.00	\$0.00	\$0.00	\$0.00	\$10,112.99	\$10,710.28	\$2,405.00	\$0.00	\$23,228.27	\$16,771.73	\$23,228.27	\$16,771.73
351001 Conservación y mantenimiento menor de	\$40,000.00	\$0.00	\$0.00	\$0.00	\$0.00	\$0.00	\$0.00	\$0.00	\$0.00	\$10,112.99	\$10,710.28	\$2,405.00	\$0.00	\$23,228.27	\$16,771.73	\$23,228.27	\$16,771.73
380000 Servicios oficiales	\$75,000.00	\$0.00	\$0.00	\$23,200.00	\$24,020.00	\$15,800.00	\$0.00	\$0.00	\$0.00	\$1,500.00	\$0.00	\$0.00	\$0.00	\$0.00	\$64,520.00	\$10,480.00	\$10,480.00
382000 Gastos de orden social y cultural	\$75,000.00	\$0.00	\$0.00	\$23,200.00	\$24,020.00	\$15,800.00	\$0.00	\$0.00	\$0.00	\$1,500.00	\$0.00	\$0.00	\$0.00	\$0.00	\$64,520.00	\$10,480.00	\$10,480.00
382001 Gastos de orden social	\$75,000.00	\$0.00	\$0.00	\$23,200.00	\$24,020.00	\$15,800.00	\$0.00	\$0.00	\$0.00	\$1,500.00	\$0.00	\$0.00	\$0.00	\$0.00	\$64,520.00	\$10,480.00	\$10,480.00
390000 Otros servicios generales	\$327,330.00	\$44,214.00	\$15,680.00	\$17,702.00	\$15,922.00	\$87,148.00	\$15,316.00	\$15,324.00	\$15,384.00	\$15,488.00	\$15,519.00	\$15,707.00	\$16,045.00	\$298,450.00	\$27,880.00	\$27,880.00	\$6,432.00
392000 Impuestos y derechos	\$90,000.00	\$0.00	\$0.00	\$1,781.00	\$0.00	\$81,787.00	\$0.00	\$0.00	\$0.00	\$0.00	\$0.00	\$0.00	\$0.00	\$89,568.00	\$6,432.00	\$6,432.00	\$6,432.00
392006 Pago de derechos	\$90,000.00	\$0.00	\$0.00	\$1,781.00	\$0.00	\$81,787.00	\$0.00	\$0.00	\$0.00	\$0.00	\$0.00	\$0.00	\$0.00	\$89,568.00	\$6,432.00	\$6,432.00	\$6,432.00
398000 Impuesto sobre nóminas y otros que se	\$237,330.00	\$44,214.00	\$15,680.00	\$15,921.00	\$15,922.00	\$15,361.00	\$15,316.00	\$15,324.00	\$15,384.00	\$15,488.00	\$15,519.00	\$15,707.00	\$16,045.00	\$215,882.00	\$21,448.00	\$21,448.00	\$21,448.00
398001 Impuesto sobre nóminas y otros que se	\$237,330.00	\$44,214.00	\$15,680.00	\$15,921.00	\$15,922.00	\$15,361.00	\$15,316.00	\$15,324.00	\$15,384.00	\$15,488.00	\$15,519.00	\$15,707.00	\$16,045.00	\$215,882.00	\$21,448.00	\$21,448.00	\$21,448.00
400000 TRANSFERENCIAS,	\$247,170.00	\$0.00	\$0.00	\$0.00	\$30,000.00	\$70,000.00	\$30,000.00	\$0.00	\$0.00	\$0.00	\$0.00	\$0.00	\$85,975.03	\$215,975.03	\$31,194.97	\$31,194.97	\$31,194.97
440000 Ayudas sociales	\$247,170.00	\$0.00	\$0.00	\$0.00	\$30,000.00	\$70,000.00	\$30,000.00	\$0.00	\$0.00	\$0.00	\$0.00	\$0.00	\$85,975.03	\$215,975.03	\$31,194.97	\$31,194.97	\$31,194.97
441000 Ayudas sociales a personas	\$247,170.00	\$0.00	\$0.00	\$0.00	\$30,000.00	\$70,000.00	\$30,000.00	\$0.00	\$0.00	\$0.00	\$0.00	\$0.00	\$85,975.03	\$215,975.03	\$31,194.97	\$31,194.97	\$31,194.97
441001 Ayudas sociales a personas	\$247,170.00	\$0.00	\$0.00	\$0.00	\$30,000.00	\$70,000.00	\$30,000.00	\$0.00	\$0.00	\$0.00	\$0.00	\$0.00	\$85,975.03	\$215,975.03	\$31,194.97	\$31,194.97	\$31,194.97
500000 BIENES MUEBLES, INMUEBLES E	\$27,500.00	\$0.00	\$0.00	\$0.00	\$0.00	\$0.00	\$27,500.00	\$0.00	\$0.00	\$0.00	\$0.00	\$0.00	\$0.00	\$27,500.00	\$0.00	\$27,500.00	\$0.00
510000 Mobiliario y equipo de administración	\$27,500.00	\$0.00	\$0.00	\$0.00	\$0.00	\$0.00	\$27,500.00	\$0.00	\$0.00	\$0.00	\$0.00	\$0.00	\$0.00	\$27,500.00	\$0.00	\$27,500.00	\$0.00
515000 Equipo de cómputo y de tecnología de la	\$27,500.00	\$0.00	\$0.00	\$0.00	\$0.00	\$0.00	\$27,500.00	\$0.00	\$0.00	\$0.00	\$0.00	\$0.00	\$0.00	\$27,500.00	\$0.00	\$27,500.00	\$0.00

TESORERIA MUNICIPAL  
LA MISIÓN HIDALGO

LA MISIÓN HIDALGO  
2020-2024

PRESIDENCIA MUNICIPAL  
LA MISIÓN HIDALGO

MUNICIPIO DE LA MISION HIDALGO

Análisis Mensual de Egresos Basados por Evento de Emancipamiento al 31 de Julio 2023

(Cifras en pesos y centavos)

Fecha y 02:10 p. m.


Objeto del Gasto	Presupuesto Vigente	Ene	Feb	Mar	Abr	May	Jun	Jul	Ago	Sep	Oct	Nov	Dic	Total	Diferencia (Vigente - Total)
515001 Bienes informáticos	\$27,500.00	\$0.00	\$0.00	\$0.00	\$0.00	\$0.00	\$27,500.00	\$0.00	\$0.00	\$0.00	\$0.00	\$0.00	\$0.00	\$27,500.00	\$0.00
600000 INVERSION PUBLICA	\$250,000.00	\$0.00	\$0.00	\$0.00	\$0.00	\$0.00	\$0.00	\$0.00	\$0.00	\$0.00	\$0.00	\$0.00	\$0.00	\$0.00	\$250,000.00
610000 Obra pública en bienes de dominio	\$250,000.00	\$0.00	\$0.00	\$0.00	\$0.00	\$0.00	\$0.00	\$0.00	\$0.00	\$0.00	\$0.00	\$0.00	\$0.00	\$0.00	\$250,000.00
612000 Edificación no habitacional	\$250,000.00	\$0.00	\$0.00	\$0.00	\$0.00	\$0.00	\$0.00	\$0.00	\$0.00	\$0.00	\$0.00	\$0.00	\$0.00	\$0.00	\$250,000.00
612001 Edificación no habitacional	\$250,000.00	\$0.00	\$0.00	\$0.00	\$0.00	\$0.00	\$0.00	\$0.00	\$0.00	\$0.00	\$0.00	\$0.00	\$0.00	\$0.00	\$250,000.00
<b>RECURSOS PROPIOS</b>	<b>\$1,104,200.00</b>	<b>\$44,214.00</b>	<b>\$15,680.00</b>	<b>\$45,924.80</b>	<b>\$69,542.00</b>	<b>\$215,397.50</b>	<b>\$72,816.00</b>	<b>\$15,324.00</b>	<b>\$15,384.00</b>	<b>\$43,836.21</b>	<b>\$26,229.28</b>	<b>\$19,022.00</b>	<b>\$150,196.47</b>	<b>\$733,966.36</b>	<b>\$370,233.64</b>

1601 FONDO DE COMPENSACION DEL IMPUESTO SOBRE AUTOMOVILES NUEVOS CISAN

200000 MATERIALES Y SUMINISTROS	\$25,000.00	\$0.00	\$0.00	\$0.00	\$0.00	\$0.00	\$0.00	\$0.00	\$0.00	\$0.00	\$22,854.17	\$0.00	\$0.00	\$22,854.17	\$2,145.83
210000 Materiales de administración, emisión	\$25,000.00	\$0.00	\$0.00	\$0.00	\$0.00	\$0.00	\$0.00	\$0.00	\$0.00	\$0.00	\$22,854.17	\$0.00	\$0.00	\$22,854.17	\$2,145.83
211000 Materiales, útiles y equipos menores de	\$25,000.00	\$0.00	\$0.00	\$0.00	\$0.00	\$0.00	\$0.00	\$0.00	\$0.00	\$0.00	\$22,854.17	\$0.00	\$0.00	\$22,854.17	\$2,145.83
211001 Material de Oficina	\$25,000.00	\$0.00	\$0.00	\$0.00	\$0.00	\$0.00	\$0.00	\$0.00	\$0.00	\$0.00	\$22,854.17	\$0.00	\$0.00	\$22,854.17	\$2,145.83
300000 SERVICIOS GENERALES	\$18,314.00	\$0.00	\$0.00	\$0.00	\$9,280.00	\$0.00	\$0.00	\$1,999.99	\$0.00	\$1,552.03	\$0.00	\$0.00	\$3,596.00	\$16,428.02	\$1,885.98
310000 Servicios básicos	\$16,761.97	\$0.00	\$0.00	\$0.00	\$9,280.00	\$0.00	\$0.00	\$1,999.99	\$0.00	\$0.00	\$0.00	\$0.00	\$3,596.00	\$14,875.99	\$1,885.98
317000 Servicios de acceso de Internet, redes y	\$16,761.97	\$0.00	\$0.00	\$0.00	\$9,280.00	\$0.00	\$0.00	\$1,999.99	\$0.00	\$0.00	\$0.00	\$0.00	\$3,596.00	\$14,875.99	\$1,885.98
317001 Servicios de Conducción de Señales	\$16,761.97	\$0.00	\$0.00	\$0.00	\$9,280.00	\$0.00	\$0.00	\$1,999.99	\$0.00	\$0.00	\$0.00	\$0.00	\$3,596.00	\$14,875.99	\$1,885.98
390000 Otros servicios generales	\$1,552.03	\$0.00	\$0.00	\$0.00	\$0.00	\$0.00	\$0.00	\$0.00	\$0.00	\$1,552.03	\$0.00	\$0.00	\$0.00	\$1,552.03	\$0.00
392000 Impuestos y derechos	\$1,552.03	\$0.00	\$0.00	\$0.00	\$0.00	\$0.00	\$0.00	\$0.00	\$0.00	\$1,552.03	\$0.00	\$0.00	\$0.00	\$1,552.03	\$0.00
392006 Pago de derechos	\$1,552.03	\$0.00	\$0.00	\$0.00	\$0.00	\$0.00	\$0.00	\$0.00	\$0.00	\$1,552.03	\$0.00	\$0.00	\$0.00	\$1,552.03	\$0.00
<b>FONDO DE COMPENSACION DEL</b>	<b>\$43,314.00</b>	<b>\$0.00</b>	<b>\$0.00</b>	<b>\$0.00</b>	<b>\$9,280.00</b>	<b>\$0.00</b>	<b>\$0.00</b>	<b>\$1,999.99</b>	<b>\$0.00</b>	<b>\$1,552.03</b>	<b>\$22,854.17</b>	<b>\$0.00</b>	<b>\$0.00</b>	<b>\$39,382.19</b>	<b>\$3,931.81</b>

1602 FONDO DE FISCALIZACIÓN Y RECAUDACIÓN FOFYR

200000 MATERIALES Y SUMINISTROS	\$46,750.00	\$0.00	\$0.00	\$0.00	\$18,426.00	\$46,734.69	\$1,600.00	\$0.00	\$9,237.12	\$16,950.78	\$26,492.52	\$10,266.87	\$6,180.00	\$140,881.98	\$25,766.47
210000 Materiales de administración, emisión	\$46,750.00	\$0.00	\$0.00	\$0.00	\$5,220.00	\$0.00	\$0.00	\$0.00	\$5,310.12	\$0.00	\$17,820.52	\$10,266.87	\$6,180.00	\$44,787.51	\$3,962.49
211000 Materiales, útiles y equipos menores de	\$46,750.00	\$0.00	\$0.00	\$0.00	\$0.00	\$0.00	\$0.00	\$0.00	\$0.00	\$0.00	\$8,000.52	\$5,916.00	\$0.00	\$13,916.52	\$2,833.48
211001 Material de Oficina	\$46,750.00	\$0.00	\$0.00	\$0.00	\$0.00	\$0.00	\$0.00	\$0.00	\$0.00	\$0.00	\$8,000.52	\$5,916.00	\$0.00	\$13,916.52	\$2,833.48
214000 Materiales, útiles y equipos menores de	\$17,250.00	\$0.00	\$0.00	\$0.00	\$0.00	\$0.00	\$0.00	\$0.00	\$1,250.00	\$0.00	\$9,820.00	\$0.00	\$6,180.00	\$17,250.00	\$0.00
214001 Material para Bienes Informáticos	\$17,250.00	\$0.00	\$0.00	\$0.00	\$0.00	\$0.00	\$0.00	\$0.00	\$1,250.00	\$0.00	\$9,820.00	\$0.00	\$6,180.00	\$17,250.00	\$0.00
216000 Material de limpieza	\$15,000.00	\$0.00	\$0.00	\$0.00	\$5,220.00	\$0.00	\$0.00	\$0.00	\$4,060.12	\$0.00	\$0.00	\$4,350.87	\$0.00	\$13,630.99	\$1,369.01
216001 Material de Limpieza	\$15,000.00	\$0.00	\$0.00	\$0.00	\$5,220.00	\$0.00	\$0.00	\$0.00	\$4,060.12	\$0.00	\$0.00	\$4,350.87	\$0.00	\$13,630.99	\$1,369.01
230000 Materias primas y materiales de	\$22,648.45	\$0.00	\$0.00	\$0.00	\$0.00	\$0.00	\$1,600.00	\$0.00	\$0.00	\$0.00	\$10,872.00	\$0.00	\$0.00	\$12,272.00	\$10,376.45
235000 Productos químicos, farmacéuticos y de	\$22,648.45	\$0.00	\$0.00	\$0.00	\$0.00	\$0.00	\$0.00	\$0.00	\$0.00	\$0.00	\$10,872.00	\$0.00	\$0.00	\$12,272.00	\$10,376.45
235001 Productos químicos, farmacéuticos y de	\$22,648.45	\$0.00	\$0.00	\$0.00	\$0.00	\$0.00	\$0.00	\$0.00	\$0.00	\$0.00	\$10,872.00	\$0.00	\$0.00	\$12,272.00	\$10,376.45
260000 Combustibles, lubricantes y aditivos	\$95,250.00	\$0.00	\$0.00	\$0.00	\$13,200.00	\$46,734.69	\$0.00	\$0.00	\$3,927.00	\$16,950.78	\$0.00	\$0.00	\$0.00	\$83,812.47	\$11,437.53
261000 Combustibles, lubricantes y aditivos	\$95,250.00	\$0.00	\$0.00	\$0.00	\$13,200.00	\$46,734.69	\$0.00	\$0.00	\$3,927.00	\$16,950.78	\$0.00	\$0.00	\$0.00	\$83,812.47	\$11,437.53
261001 Combustibles y Lubricantes vehiculos y	\$95,250.00	\$0.00	\$0.00	\$0.00	\$13,200.00	\$46,734.69	\$0.00	\$0.00	\$3,927.00	\$16,950.78	\$0.00	\$0.00	\$0.00	\$83,812.47	\$11,437.53
300000 SERVICIOS GENERALES	\$147,681.55	\$0.00	\$0.00	\$0.00	\$44,788.81	\$37,816.20	\$1,600.00	\$0.00	\$12,974.20	\$19,391.54	\$0.00	\$17,556.67	\$17,084.00	\$141,211.42	\$6,470.13
310000 Servicios básicos	\$5,600.00	\$0.00	\$0.00	\$0.00	\$0.00	\$0.00	\$0.00	\$0.00	\$0.00	\$0.00	\$0.00	\$4,049.99	\$0.00	\$4,049.99	\$1,550.01





Handwritten signature and date 2024.

# MUNICIPIO DE LA MISIÓN HIDALGO

Análisis Mensual de Egresos Basados por Evento de Empeñamiento al 31/dic/2020

(Cifras en pesos y centavos)

Objeto del Gasto	Presupuesto Vigente	Ene	Feb	Mar	Abr	May	Jun	Jul	Ago	Sep	Oct	Nov	Dic	Total	Diferencia (Vigente - Total)
<b>170000</b> Servicios de acceso de Internet, redes y	\$5,600.00	\$0.00	\$0.00	\$0.00	\$0.00	\$0.00	\$0.00	\$0.00	\$0.00	\$0.00	\$0.00	\$4,049.99	\$0.00	\$4,049.99	\$1,550.01
<b>171001</b> Servicios de Conducción de Señales	\$5,600.00	\$0.00	\$0.00	\$0.00	\$0.00	\$0.00	\$0.00	\$0.00	\$0.00	\$0.00	\$0.00	\$4,049.99	\$0.00	\$4,049.99	\$1,550.01
<b>350000</b> Servicios de instalación, reparación,	\$65,980.00	\$0.00	\$0.00	\$0.00	\$17,446.80	\$14,616.20	\$0.00	\$0.00	\$12,974.20	\$9,612.00	\$0.00	\$3,506.68	\$3,306.00	\$61,069.88	\$4,920.12
<b>353000</b> Instalación, reparación y mantenimiento	\$6,200.00	\$0.00	\$0.00	\$0.00	\$4,240.00	\$0.00	\$0.00	\$0.00	\$1,960.00	\$0.00	\$0.00	\$0.00	\$0.00	\$6,200.00	\$0.00
<b>353001</b> Mantenimiento de bienes informáticos	\$6,200.00	\$0.00	\$0.00	\$0.00	\$4,240.00	\$0.00	\$0.00	\$0.00	\$1,960.00	\$0.00	\$0.00	\$0.00	\$0.00	\$6,200.00	\$0.00
<b>355000</b> Reparación y mantenimiento de equipo de	\$59,780.00	\$0.00	\$0.00	\$0.00	\$17,446.80	\$10,376.20	\$0.00	\$0.00	\$11,014.20	\$9,612.00	\$0.00	\$3,506.68	\$3,306.00	\$54,859.88	\$4,920.12
<b>355001</b> Mantenimiento de Vehículos	\$59,780.00	\$0.00	\$0.00	\$0.00	\$17,446.80	\$10,376.20	\$0.00	\$0.00	\$11,014.20	\$9,612.00	\$0.00	\$3,506.68	\$3,306.00	\$54,859.88	\$4,920.12
<b>380000</b> Servicios oficiales	\$76,101.55	\$0.00	\$0.00	\$0.00	\$27,644.01	\$23,200.00	\$1,600.00	\$0.00	\$0.00	\$9,879.54	\$0.00	\$0.00	\$13,778.00	\$76,101.55	\$0.00
<b>382000</b> Gastos de orden social y cultural	\$76,101.55	\$0.00	\$0.00	\$0.00	\$27,644.01	\$23,200.00	\$1,600.00	\$0.00	\$0.00	\$9,879.54	\$0.00	\$0.00	\$13,778.00	\$76,101.55	\$0.00
<b>382001</b> Gastos de orden social	\$76,101.55	\$0.00	\$0.00	\$0.00	\$27,644.01	\$23,200.00	\$1,600.00	\$0.00	\$0.00	\$9,879.54	\$0.00	\$0.00	\$13,778.00	\$76,101.55	\$0.00
<b>400000</b> TRANSFERENCIAS,	\$99,300.00	\$0.00	\$0.00	\$0.00	\$20,000.00	\$54,600.00	\$10,000.00	\$0.00	\$0.00	\$0.00	\$0.00	\$0.00	\$14,700.00	\$99,300.00	\$0.00
<b>440000</b> Ayudas sociales	\$99,300.00	\$0.00	\$0.00	\$0.00	\$20,000.00	\$54,600.00	\$10,000.00	\$0.00	\$0.00	\$0.00	\$0.00	\$0.00	\$14,700.00	\$99,300.00	\$0.00
<b>441000</b> Ayudas sociales a personas	\$99,300.00	\$0.00	\$0.00	\$0.00	\$20,000.00	\$54,600.00	\$10,000.00	\$0.00	\$0.00	\$0.00	\$0.00	\$0.00	\$14,700.00	\$99,300.00	\$0.00
<b>441001</b> Ayudas sociales a personas	\$99,300.00	\$0.00	\$0.00	\$0.00	\$20,000.00	\$54,600.00	\$10,000.00	\$0.00	\$0.00	\$0.00	\$0.00	\$0.00	\$14,700.00	\$99,300.00	\$0.00
<b>500000</b> BIENES MUEBLES, INMUEBLES E	\$62,750.00	\$0.00	\$0.00	\$0.00	\$0.00	\$0.00	\$0.00	\$27,500.00	\$0.00	\$0.00	\$35,250.00	\$0.00	\$0.00	\$62,750.00	\$0.00
<b>510000</b> Mobiliario y equipo de administración	\$62,750.00	\$0.00	\$0.00	\$0.00	\$0.00	\$0.00	\$0.00	\$27,500.00	\$0.00	\$0.00	\$35,250.00	\$0.00	\$0.00	\$62,750.00	\$0.00
<b>515000</b> Equipo de cómputo y de tecnología de la	\$62,750.00	\$0.00	\$0.00	\$0.00	\$0.00	\$0.00	\$0.00	\$27,500.00	\$0.00	\$0.00	\$35,250.00	\$0.00	\$0.00	\$62,750.00	\$0.00
<b>515001</b> Bienes informáticos	\$62,750.00	\$0.00	\$0.00	\$0.00	\$0.00	\$0.00	\$0.00	\$27,500.00	\$0.00	\$0.00	\$35,250.00	\$0.00	\$0.00	\$62,750.00	\$0.00
<b>FONDO DE FISCALIZACIÓN Y</b>	<b>\$476,360.00</b>	<b>\$0.00</b>	<b>\$0.00</b>	<b>\$0.00</b>	<b>\$63,208.81</b>	<b>\$142,150.89</b>	<b>\$13,200.00</b>	<b>\$27,500.00</b>	<b>\$22,211.32</b>	<b>\$36,342.32</b>	<b>\$63,742.62</b>	<b>\$17,823.54</b>	<b>\$37,964.00</b>	<b>\$444,143.40</b>	<b>\$32,216.60</b>
<b>100000</b> SERVICIOS PERSONALES	\$225,000.00	\$0.00	\$0.00	\$0.00	\$0.00	\$0.00	\$50,000.00	\$50,000.00	\$25,000.00	\$0.00	\$0.00	\$50,000.00	\$50,000.00	\$225,000.00	\$0.00
<b>130000</b> Remuneraciones adicionales y	\$225,000.00	\$0.00	\$0.00	\$0.00	\$0.00	\$0.00	\$50,000.00	\$50,000.00	\$25,000.00	\$0.00	\$0.00	\$50,000.00	\$50,000.00	\$225,000.00	\$0.00
<b>134000</b> Compensaciones	\$225,000.00	\$0.00	\$0.00	\$0.00	\$0.00	\$0.00	\$50,000.00	\$50,000.00	\$25,000.00	\$0.00	\$0.00	\$50,000.00	\$50,000.00	\$225,000.00	\$0.00
<b>134001</b> Compensaciones	\$225,000.00	\$0.00	\$0.00	\$0.00	\$0.00	\$0.00	\$50,000.00	\$50,000.00	\$25,000.00	\$0.00	\$0.00	\$50,000.00	\$50,000.00	\$225,000.00	\$0.00
<b>200000</b> MATERIALES Y SUMINISTROS	\$92,696.00	\$0.00	\$0.00	\$0.00	\$5,000.00	\$31,089.13	\$11,129.05	\$35,000.00	\$0.00	\$0.00	\$2,805.00	\$5,072.00	\$2,630.82	\$92,696.00	\$0.00
<b>260000</b> Combustibles, lubricantes y aditivos	\$76,524.00	\$0.00	\$0.00	\$0.00	\$0.00	\$24,959.13	\$11,129.05	\$35,000.00	\$0.00	\$0.00	\$2,805.00	\$0.00	\$2,630.82	\$76,524.00	\$0.00
<b>261000</b> Combustibles y lubricantes y aditivos	\$76,524.00	\$0.00	\$0.00	\$0.00	\$0.00	\$24,959.13	\$11,129.05	\$35,000.00	\$0.00	\$0.00	\$2,805.00	\$0.00	\$2,630.82	\$76,524.00	\$0.00
<b>261001</b> Combustibles y lubricantes vehiculares y	\$76,524.00	\$0.00	\$0.00	\$0.00	\$0.00	\$24,959.13	\$11,129.05	\$35,000.00	\$0.00	\$0.00	\$2,805.00	\$0.00	\$2,630.82	\$76,524.00	\$0.00
<b>290000</b> Herramientas, refacciones y accesorios	\$16,172.00	\$0.00	\$0.00	\$0.00	\$5,000.00	\$6,100.00	\$0.00	\$0.00	\$0.00	\$0.00	\$0.00	\$5,072.00	\$0.00	\$16,172.00	\$0.00
<b>290000</b> Herramientas y accesorios menores de	\$16,172.00	\$0.00	\$0.00	\$0.00	\$5,000.00	\$6,100.00	\$0.00	\$0.00	\$0.00	\$0.00	\$0.00	\$5,072.00	\$0.00	\$16,172.00	\$0.00
<b>296001</b> Relaciones	\$16,172.00	\$0.00	\$0.00	\$0.00	\$5,000.00	\$6,100.00	\$0.00	\$0.00	\$0.00	\$0.00	\$0.00	\$5,072.00	\$0.00	\$16,172.00	\$0.00
<b>300000</b> SERVICIOS GENERALES	\$118,828.00	\$0.00	\$0.00	\$0.00	\$15,056.80	\$10,498.00	\$14,541.92	\$6,974.00	\$0.00	\$0.00	\$0.00	\$800.00	\$53,360.00	\$100,230.72	\$18,597.28
<b>350000</b> Servicios de instalación, reparación,	\$39,900.00	\$0.00	\$0.00	\$0.00	\$15,056.80	\$10,498.00	\$4,999.60	\$5,974.00	\$0.00	\$0.00	\$0.00	\$0.00	\$0.00	\$36,528.40	\$3,371.60
<b>355000</b> Reparación y mantenimiento de equipo de	\$39,900.00	\$0.00	\$0.00	\$0.00	\$15,056.80	\$10,498.00	\$4,999.60	\$5,974.00	\$0.00	\$0.00	\$0.00	\$0.00	\$0.00	\$36,528.40	\$3,371.60
<b>355001</b> Mantenimiento de Vehículos	\$39,900.00	\$0.00	\$0.00	\$0.00	\$15,056.80	\$10,498.00	\$4,999.60	\$5,974.00	\$0.00	\$0.00	\$0.00	\$0.00	\$0.00	\$36,528.40	\$3,371.60
<b>380000</b> Servicios oficiales	\$79,928.00	\$0.00	\$0.00	\$0.00	\$0.00	\$0.00	\$9,542.32	\$0.00	\$0.00	\$0.00	\$0.00	\$800.00	\$53,360.00	\$63,702.32	\$16,225.68
<b>382000</b> Gastos de orden social y cultural	\$79,928.00	\$0.00	\$0.00	\$0.00	\$0.00	\$0.00	\$9,542.32	\$0.00	\$0.00	\$0.00	\$0.00	\$800.00	\$53,360.00	\$63,702.32	\$16,225.68
<b>382001</b> Gastos de orden social	\$79,928.00	\$0.00	\$0.00	\$0.00	\$0.00	\$0.00	\$9,542.32	\$0.00	\$0.00	\$0.00	\$0.00	\$800.00	\$53,360.00	\$63,702.32	\$16,225.68




MUNICIPIO DE LA MISIÓN  
HIDALGO

Análisis Mensual de Egresos Basado en Cuenta de Egresos al 31 de Diciembre 2022  
(Cifras en pesos y centavos)

Fecha y  
02:10 p. m.

Objeto del Gasto	Presupuesto Vigente	Ene	Feb	Mar	Abr	May	Jun	Jul	Ago	Sep	Oct	Nov	Dic	Total	Diferencia (Vigente - Total)
<b>IMPUESTO ESPECIAL SOBRE</b>	\$436,624.00	\$0.00	\$0.00	\$0.00	\$20,056.80	\$41,567.13	\$75,670.97	\$90,974.00	\$25,000.00	\$0.00	\$2,865.00	\$55,872.00	\$105,990.82	\$417,926.72	\$16,697.28
<b>1604 IMPUESTO SOBRE AUTOMÓVILES NUEVOS ISAN</b>															
<b>MATERIALES Y SUMINISTROS</b>	\$51,145.75	\$0.00	\$0.00	\$0.00	\$3,000.00	\$1,828.60	\$1,500.00	\$9,860.00	\$0.00	\$0.00	\$1,170.00	\$13,212.86	\$1,125.00	\$31,696.46	\$49,449.29
Materiales de administración, emisión	\$15,000.00	\$0.00	\$0.00	\$0.00	\$0.00	\$0.00	\$0.00	\$9,860.00	\$0.00	\$0.00	\$0.00	\$0.00	\$0.00	\$9,860.00	\$5,140.00
Materiales, útiles y equipos menores de	\$15,000.00	\$0.00	\$0.00	\$0.00	\$0.00	\$0.00	\$0.00	\$9,860.00	\$0.00	\$0.00	\$0.00	\$0.00	\$0.00	\$9,860.00	\$5,140.00
Material de Oficina	\$25,000.00	\$0.00	\$0.00	\$0.00	\$0.00	\$1,828.60	\$1,500.00	\$0.00	\$0.00	\$0.00	\$1,170.00	\$6,212.87	\$1,125.00	\$13,836.47	\$11,683.53
Combustibles, lubricantes y aditivos	\$25,000.00	\$0.00	\$0.00	\$0.00	\$0.00	\$1,828.60	\$1,500.00	\$0.00	\$0.00	\$0.00	\$1,170.00	\$6,212.87	\$1,125.00	\$13,836.47	\$11,683.53
Combustibles y lubricantes vehículos y	\$25,000.00	\$0.00	\$0.00	\$0.00	\$0.00	\$1,828.60	\$1,500.00	\$0.00	\$0.00	\$0.00	\$1,170.00	\$6,212.87	\$1,125.00	\$13,836.47	\$11,683.53
Herramientas, refacciones y accesorios	\$41,145.75	\$0.00	\$0.00	\$0.00	\$3,000.00	\$0.00	\$0.00	\$0.00	\$0.00	\$0.00	\$0.00	\$4,999.99	\$0.00	\$7,999.99	\$33,145.76
Refacciones y accesorios menores otros	\$41,145.75	\$0.00	\$0.00	\$0.00	\$3,000.00	\$0.00	\$0.00	\$0.00	\$0.00	\$0.00	\$0.00	\$4,999.99	\$0.00	\$7,999.99	\$33,145.76
Refacciones y accesorios menores otros	\$10,000.00	\$0.00	\$0.00	\$0.00	\$3,480.00	\$0.00	\$0.00	\$0.00	\$0.00	\$0.00	\$0.00	\$0.00	\$0.00	\$3,480.00	\$6,520.00
<b>SERVICIOS GENERALES</b>	\$10,000.00	\$0.00	\$0.00	\$0.00	\$3,480.00	\$0.00	\$0.00	\$0.00	\$0.00	\$2,199.89	\$0.00	\$0.00	\$0.00	\$5,679.89	\$4,320.11
Servicios básicos	\$10,000.00	\$0.00	\$0.00	\$0.00	\$3,480.00	\$0.00	\$0.00	\$0.00	\$0.00	\$2,199.89	\$0.00	\$0.00	\$0.00	\$5,679.89	\$4,320.11
Servicios de acceso de Internet, redes y	\$10,000.00	\$0.00	\$0.00	\$0.00	\$3,480.00	\$0.00	\$0.00	\$0.00	\$0.00	\$2,199.89	\$0.00	\$0.00	\$0.00	\$5,679.89	\$4,320.11
Servicios de Conducción de Señales	\$116,155.00	\$0.00	\$0.00	\$0.00	\$37,540.00	\$12,454.00	\$24,860.00	\$0.00	\$36,496.00	\$0.00	\$4,204.00	\$601.00	\$0.00	\$116,155.00	\$0.00
<b>TRANSFERENCIAS,</b>															
<b>Ayudas sociales</b>	\$116,155.00	\$0.00	\$0.00	\$0.00	\$37,540.00	\$12,454.00	\$24,860.00	\$0.00	\$36,496.00	\$0.00	\$4,204.00	\$601.00	\$0.00	\$116,155.00	\$0.00
Ayudas sociales a personas	\$116,155.00	\$0.00	\$0.00	\$0.00	\$37,540.00	\$12,454.00	\$24,860.00	\$0.00	\$36,496.00	\$0.00	\$4,204.00	\$601.00	\$0.00	\$116,155.00	\$0.00
Ayudas sociales a personas	\$51,250.00	\$0.00	\$0.00	\$0.00	\$0.00	\$0.00	\$27,500.00	\$0.00	\$12,000.00	\$0.00	\$11,750.00	\$0.00	\$0.00	\$51,250.00	\$0.00
<b>BIENES MUEBLES, INMUEBLES</b>															
<b>Mobiliario y equipo de administración</b>	\$51,250.00	\$0.00	\$0.00	\$0.00	\$0.00	\$0.00	\$27,500.00	\$0.00	\$12,000.00	\$0.00	\$11,750.00	\$0.00	\$0.00	\$51,250.00	\$0.00
Equipo de cómputo y de tecnología de la	\$51,250.00	\$0.00	\$0.00	\$0.00	\$0.00	\$0.00	\$27,500.00	\$0.00	\$12,000.00	\$0.00	\$11,750.00	\$0.00	\$0.00	\$51,250.00	\$0.00
Bienes informáticos	\$256,580.75	\$0.00	\$0.00	\$44,020.00	\$14,262.60	\$53,860.00	\$53,860.00	\$9,860.00	\$48,496.00	\$2,199.89	\$17,124.00	\$13,813.96	\$1,125.00	\$204,781.35	\$53,799.40
<b>IMPUESTO SOBRE AUTOMOVILES</b>															
<b>1605 INCENTIVOS A LA VENTA FINAL DE GASOLINA Y DIESEL IVFGYD</b>															
<b>TRANSFERENCIAS,</b>															
<b>Subsidios y subvenciones</b>	\$532,776.00	\$0.00	\$0.00	\$0.00	\$0.00	\$104,050.00	\$0.00	\$9,900.00	\$0.00	\$71,250.00	\$70,000.00	\$0.00	\$72,000.00	\$327,200.00	\$205,576.00
Subsidios a la producción	\$532,776.00	\$0.00	\$0.00	\$0.00	\$0.00	\$104,050.00	\$0.00	\$9,900.00	\$0.00	\$71,250.00	\$70,000.00	\$0.00	\$72,000.00	\$327,200.00	\$205,576.00
Subsidios a la producción	\$532,776.00	\$0.00	\$0.00	\$0.00	\$0.00	\$104,050.00	\$0.00	\$9,900.00	\$0.00	\$71,250.00	\$70,000.00	\$0.00	\$72,000.00	\$327,200.00	\$205,576.00
<b>INCENTIVOS A LA VENTA FINAL DE</b>															
<b>1607 FONDO DE FOMENTO MUNICIPAL FFM</b>															
<b>MATERIALES Y SUMINISTROS</b>	\$2,014,000.00	\$0.00	\$0.00	\$43,133.28	\$74,367.60	\$116,931.27	\$111,145.00	\$172,078.07	\$110,171.12	\$88,309.00	\$250,922.82	\$166,943.10	\$192,537.42	\$1,336,538.68	\$677,461.32
Materiales de administración, emisión	\$152,000.00	\$0.00	\$0.00	\$0.00	\$4,150.00	\$0.00	\$1,175.00	\$16,719.61	\$2,615.01	\$1,624.00	\$18,998.00	\$0.00	\$48,983.80	\$84,245.42	\$77,754.58



Handwritten signature and date: 2020 - 2024

MUNICIPIO DE LA MISIÓN  
HIDALGO


Análisis Mensual de Egreso Demandado por Estado de Ebanización al 31 de Diciembre 2023

(Cifras en pesos y centavos)

Fecha y  
02:10 p. m.

Ujr\_001  
municipal@presu

Objeto del Gasto	Presupuesto Vigente	Ene	Feb	Mar	Abr	May	Jun	Jul	Ago	Sep	Oct	Nov	Dic	Total	Diferencia (Vigente - Total)
211000 Materiales, útiles y equipos menores de	\$40,000.00	\$0.00	\$0.00	\$0.00	\$0.00	\$0.00	\$0.00	\$910.00	\$0.00	\$1,624.00	\$18,998.00	\$0.00	\$14,767.00	\$36,299.00	\$3,701.00
211001 Material de Oficina	\$40,000.00	\$0.00	\$0.00	\$0.00	\$0.00	\$0.00	\$0.00	\$910.00	\$0.00	\$1,624.00	\$18,998.00	\$0.00	\$14,767.00	\$36,299.00	\$3,701.00
212000 Materiales y útiles de impresión y	\$50,000.00	\$0.00	\$0.00	\$0.00	\$0.00	\$0.00	\$0.00	\$13,119.60	\$0.00	\$0.00	\$0.00	\$0.00	\$0.00	\$36,964.40	\$11,035.60
212001 Materiales y útiles de impresión	\$50,000.00	\$0.00	\$0.00	\$0.00	\$0.00	\$0.00	\$0.00	\$13,119.60	\$0.00	\$0.00	\$0.00	\$0.00	\$0.00	\$36,964.40	\$11,035.60
214000 Materiales, útiles y equipos menores de	\$32,000.00	\$0.00	\$0.00	\$0.00	\$4,150.00	\$0.00	\$1,175.00	\$2,690.01	\$2,615.01	\$0.00	\$0.00	\$0.00	\$0.00	\$10,630.02	\$21,369.98
214001 Material para Bienes Informáticos	\$32,000.00	\$0.00	\$0.00	\$0.00	\$4,150.00	\$0.00	\$1,175.00	\$2,690.01	\$2,615.01	\$0.00	\$0.00	\$0.00	\$0.00	\$10,630.02	\$21,369.98
216000 Material de limpieza	\$30,000.00	\$0.00	\$0.00	\$0.00	\$0.00	\$0.00	\$0.00	\$0.00	\$0.00	\$0.00	\$0.00	\$0.00	\$8,352.00	\$6,352.00	\$21,648.00
216001 Material de Limpieza	\$30,000.00	\$0.00	\$0.00	\$0.00	\$0.00	\$0.00	\$0.00	\$0.00	\$0.00	\$0.00	\$0.00	\$0.00	\$8,352.00	\$6,352.00	\$21,648.00
220000 Alimentos y utensilios	\$112,000.00	\$0.00	\$0.00	\$6,500.00	\$14,500.00	\$0.00	\$1,270.00	\$24,107.00	\$9,050.00	\$0.00	\$5,220.00	\$10,092.70	\$11,400.00	\$82,139.70	\$29,860.30
221000 Productos alimenticios para personas	\$112,000.00	\$0.00	\$0.00	\$6,500.00	\$14,500.00	\$0.00	\$1,270.00	\$24,107.00	\$9,050.00	\$0.00	\$5,220.00	\$10,092.70	\$11,400.00	\$82,139.70	\$29,860.30
221001 Alimentación de Personas	\$112,000.00	\$0.00	\$0.00	\$6,500.00	\$14,500.00	\$0.00	\$1,270.00	\$24,107.00	\$9,050.00	\$0.00	\$5,220.00	\$10,092.70	\$11,400.00	\$82,139.70	\$29,860.30
230000 Materias primas y materiales de	\$80,000.00	\$0.00	\$0.00	\$0.00	\$0.00	\$0.00	\$0.00	\$0.00	\$12,528.00	\$0.00	\$14,500.00	\$15,660.00	\$0.00	\$42,688.00	\$37,312.00
235000 Productos químicos, farmacéuticos y de	\$80,000.00	\$0.00	\$0.00	\$0.00	\$0.00	\$0.00	\$0.00	\$0.00	\$12,528.00	\$0.00	\$14,500.00	\$15,660.00	\$0.00	\$42,688.00	\$37,312.00
235001 Productos químicos, farmacéuticos y de	\$80,000.00	\$0.00	\$0.00	\$0.00	\$0.00	\$0.00	\$0.00	\$0.00	\$12,528.00	\$0.00	\$14,500.00	\$15,660.00	\$0.00	\$42,688.00	\$37,312.00
240000 Materiales y artículos de construcción y	\$250,000.00	\$0.00	\$0.00	\$0.00	\$0.00	\$0.00	\$0.00	\$0.00	\$0.00	\$18,010.00	\$60,725.02	\$19,625.40	\$0.00	\$98,360.42	\$151,639.58
240000 Material eléctrico y electrónico	\$250,000.00	\$0.00	\$0.00	\$0.00	\$0.00	\$0.00	\$0.00	\$0.00	\$0.00	\$18,010.00	\$60,725.02	\$19,625.40	\$0.00	\$98,360.42	\$151,639.58
246001 Material Eléctrico	\$210,000.00	\$0.00	\$0.00	\$0.00	\$0.00	\$0.00	\$0.00	\$0.00	\$0.00	\$0.00	\$60,725.02	\$19,625.40	\$0.00	\$80,350.42	\$129,649.58
249000 Otros materiales y artículos de	\$40,000.00	\$0.00	\$0.00	\$0.00	\$0.00	\$0.00	\$0.00	\$0.00	\$0.00	\$18,010.00	\$0.00	\$0.00	\$0.00	\$18,010.00	\$21,990.00
249001 Otros materiales y artículos de	\$40,000.00	\$0.00	\$0.00	\$0.00	\$0.00	\$0.00	\$0.00	\$0.00	\$0.00	\$18,010.00	\$0.00	\$0.00	\$0.00	\$18,010.00	\$21,990.00
260000 Combustibles, lubricantes y aditivos	\$1,200,000.00	\$0.00	\$0.00	\$36,633.28	\$45,717.60	\$98,851.47	\$99,000.00	\$113,301.45	\$85,978.11	\$71,275.00	\$119,939.99	\$105,765.00	\$125,640.62	\$902,102.52	\$297,897.48
261000 Combustibles, lubricantes y aditivos	\$1,200,000.00	\$0.00	\$0.00	\$36,633.28	\$45,717.60	\$98,851.47	\$99,000.00	\$113,301.45	\$85,978.11	\$71,275.00	\$119,939.99	\$105,765.00	\$125,640.62	\$902,102.52	\$297,897.48
261001 Combustibles y Lubricantes vehículos y	\$1,200,000.00	\$0.00	\$0.00	\$36,633.28	\$45,717.60	\$98,851.47	\$99,000.00	\$113,301.45	\$85,978.11	\$71,275.00	\$119,939.99	\$105,765.00	\$125,640.62	\$902,102.52	\$297,897.48
290000 Herramientas, refacciones y accesorios	\$220,000.00	\$0.00	\$0.00	\$0.00	\$10,000.00	\$18,079.80	\$9,700.00	\$17,950.01	\$0.00	\$7,400.00	\$31,539.81	\$15,800.00	\$6,533.00	\$117,002.62	\$102,997.38
291000 Herramientas menores	\$90,000.00	\$0.00	\$0.00	\$0.00	\$5,800.00	\$12,879.80	\$9,700.00	\$0.00	\$0.00	\$0.00	\$14,879.56	\$0.00	\$0.00	\$43,259.36	\$36,740.64
291001 Herramientas Menores	\$90,000.00	\$0.00	\$0.00	\$0.00	\$5,800.00	\$12,879.80	\$9,700.00	\$0.00	\$0.00	\$0.00	\$14,879.56	\$0.00	\$0.00	\$43,259.36	\$36,740.64
296000 Refacciones y accesorios menores de	\$140,000.00	\$0.00	\$0.00	\$0.00	\$4,200.00	\$5,200.00	\$0.00	\$17,950.01	\$0.00	\$7,400.00	\$16,660.25	\$15,800.00	\$6,533.00	\$73,743.26	\$66,256.74
296001 Refacciones	\$140,000.00	\$0.00	\$0.00	\$0.00	\$4,200.00	\$5,200.00	\$0.00	\$17,950.01	\$0.00	\$7,400.00	\$16,660.25	\$15,800.00	\$6,533.00	\$73,743.26	\$66,256.74
300000 SERVICIOS GENERALES	\$3,877,785.99	\$0.00	\$0.00	\$16,155.04	\$275,875.60	\$439,617.04	\$222,944.01	\$262,323.52	\$192,624.24	\$444,959.09	\$278,643.78	\$218,708.49	\$780,035.69	\$3,131,896.50	\$845,899.49
320000 Servicios de arrendamiento	\$1,850,000.00	\$0.00	\$0.00	\$0.00	\$0.00	\$64,800.00	\$118,844.00	\$133,389.00	\$108,260.04	\$141,380.00	\$139,560.00	\$143,632.13	\$201,974.70	\$1,077,839.87	\$778,160.13
326000 Arrendamiento de maquinaria, otros	\$1,650,000.00	\$0.00	\$0.00	\$0.00	\$0.00	\$64,800.00	\$118,844.00	\$133,389.00	\$108,260.04	\$141,380.00	\$139,560.00	\$143,632.13	\$201,974.70	\$1,077,839.87	\$778,160.13
326001 Arrendamiento de Maquinaria y Equipo	\$1,650,000.00	\$0.00	\$0.00	\$0.00	\$0.00	\$64,800.00	\$118,844.00	\$133,389.00	\$108,260.04	\$141,380.00	\$139,560.00	\$143,632.13	\$201,974.70	\$1,077,839.87	\$778,160.13
330000 Servicios profesionales, científicos,	\$72,569.99	\$0.00	\$0.00	\$0.00	\$0.00	\$0.00	\$0.00	\$2,569.99	\$0.00	\$0.00	\$0.00	\$0.00	\$0.00	\$2,569.99	\$70,000.00
333000 Servicios de consultoría administrativa,	\$72,569.99	\$0.00	\$0.00	\$0.00	\$0.00	\$0.00	\$0.00	\$2,569.99	\$0.00	\$0.00	\$0.00	\$0.00	\$0.00	\$2,569.99	\$70,000.00
333001 Servicios de informática	\$72,569.99	\$0.00	\$0.00	\$0.00	\$0.00	\$0.00	\$0.00	\$2,569.99	\$0.00	\$0.00	\$0.00	\$0.00	\$0.00	\$2,569.99	\$70,000.00
350000 Servicios de instalación, reparación,	\$440,000.00	\$0.00	\$0.00	\$14,160.04	\$27,967.60	\$33,941.60	\$9,883.20	\$19,917.20	\$45,814.20	\$31,596.08	\$35,084.20	\$29,488.36	\$88,450.00	\$336,302.48	\$103,697.52
355000 Reparación y mantenimiento de equipo de	\$440,000.00	\$0.00	\$0.00	\$14,160.04	\$27,967.60	\$33,941.60	\$9,883.20	\$19,917.20	\$45,814.20	\$31,596.08	\$35,084.20	\$29,488.36	\$88,450.00	\$336,302.48	\$103,697.52
355001 Mantenimiento de Vehículos	\$440,000.00	\$0.00	\$0.00	\$14,160.04	\$27,967.60	\$33,941.60	\$9,883.20	\$19,917.20	\$45,814.20	\$31,596.08	\$35,084.20	\$29,488.36	\$88,450.00	\$336,302.48	\$103,697.52
380000 Servicios oficiales	\$1,560,000.00	\$0.00	\$0.00	\$1,995.00	\$244,908.00	\$255,895.44	\$66,560.81	\$26,007.33	\$38,550.00	\$271,983.01	\$48,899.56	\$23,548.00	\$467,610.99	\$1,465,986.16	\$94,014.84
381000 Gastos de ceremonial	\$180,000.00	\$0.00	\$0.00	\$0.00	\$0.00	\$0.00	\$0.00	\$0.00	\$0.00	\$138,731.01	\$11,161.52	\$0.00	\$0.00	\$149,892.53	\$30,107.47
381001 Gastos de Ceremonial	\$180,000.00	\$0.00	\$0.00	\$0.00	\$0.00	\$0.00	\$0.00	\$0.00	\$0.00	\$138,731.01	\$11,161.52	\$0.00	\$0.00	\$149,892.53	\$30,107.47



MUNICIPIO DE LA MISION HIDALGO

Análisis Mensual de Egresos Banded por Evento de Financiamiento al 31 de Julio 2022


(Cifras en pesos y centavos)

Fecha y  
02:10 p. m.

Objeto del Gasto	Presupuesto Vigente												Total	Diferencia (Vigente - Total)
	Ene	Feb	Mar	Abr	May	Jun	Jul	Ago	Sep	Oct	Nov	Dic		
382000 Gastos de orden social y cultural	\$0.00	\$0.00	\$1,995.00	\$244,908.00	\$255,895.44	\$86,560.81	\$26,007.33	\$38,550.00	\$133,252.00	\$37,738.06	\$23,546.00	\$467,610.99	\$1,316,065.63	\$63,934.37
382001 Gastos de orden social	\$0.00	\$0.00	\$1,995.00	\$244,908.00	\$255,895.44	\$86,560.81	\$26,007.33	\$38,550.00	\$133,252.00	\$37,738.06	\$23,546.00	\$467,610.99	\$1,316,065.63	\$63,934.37
390000 Otros servicios generales	\$0.00	\$0.00	\$0.00	\$3,000.00	\$64,980.00	\$7,656.00	\$80,440.00	\$0.00	\$0.00	\$0.00	\$22,040.00	\$22,040.00	\$255,216.00	\$0.00
391000 Servicios funerarios y de cementerios	\$0.00	\$0.00	\$0.00	\$3,000.00	\$64,980.00	\$7,656.00	\$80,440.00	\$0.00	\$0.00	\$0.00	\$22,040.00	\$22,040.00	\$255,216.00	\$0.00
400000 TRANSFERENCIAS,	\$33,000.00	\$30,500.00	\$208,332.03	\$299,011.63	\$347,162.28	\$389,716.00	\$306,722.80	\$2,037,027.42	\$954,515.81	\$418,395.01	\$295,802.50	\$585,603.00	\$5,883,788.48	\$724,462.53
400001 Ayudas sociales	\$31,000.00	\$28,500.00	\$206,332.03	\$297,011.63	\$345,162.28	\$387,716.00	\$304,722.80	\$2,035,027.42	\$952,515.81	\$414,395.01	\$293,802.50	\$564,603.00	\$5,860,788.48	\$721,462.53
441000 Ayudas sociales a personas	\$0.00	\$0.00	\$87,500.03	\$201,285.63	\$243,662.28	\$284,476.00	\$186,698.80	\$1,570,559.42	\$812,715.81	\$282,995.00	\$204,377.00	\$89,903.00	\$3,984,172.97	\$65,964.03
441001 Ayudas sociales a personas	\$0.00	\$0.00	\$87,500.03	\$201,285.63	\$243,662.28	\$284,476.00	\$186,698.80	\$1,570,559.42	\$812,715.81	\$282,995.00	\$204,377.00	\$89,903.00	\$3,984,172.97	\$65,964.03
442000 Becas y otras ayudas para programas de	\$26,000.00	\$28,500.00	\$36,000.00	\$37,000.00	\$33,000.00	\$33,000.00	\$33,000.00	\$409,000.00	\$33,000.00	\$33,000.00	\$13,300.00	\$402,700.00	\$1,108,300.00	\$258,130.01
442001 Becas	\$26,000.00	\$28,500.00	\$36,000.00	\$37,000.00	\$33,000.00	\$33,000.00	\$33,000.00	\$409,000.00	\$33,000.00	\$33,000.00	\$13,300.00	\$402,700.00	\$1,108,300.00	\$258,130.01
443000 Ayudas sociales a instituciones de	\$5,000.00	\$0.00	\$172,832.00	\$58,726.00	\$68,500.00	\$70,240.00	\$85,024.00	\$55,468.00	\$106,800.00	\$106,600.01	\$76,125.50	\$397,315.51	\$397,468.48	\$0.00
443001 Ayudas sociales a instituciones de	\$5,000.00	\$0.00	\$172,832.00	\$58,726.00	\$68,500.00	\$70,240.00	\$85,024.00	\$55,468.00	\$106,800.00	\$106,600.01	\$76,125.50	\$397,315.51	\$397,468.48	\$0.00
450000 Pensiones y jubilaciones	\$24,000.00	\$2,000.00	\$2,000.00	\$2,000.00	\$2,000.00	\$2,000.00	\$2,000.00	\$2,000.00	\$2,000.00	\$2,000.00	\$2,000.00	\$1,000.00	\$25,000.00	\$1,000.00
451000 Pensiones	\$24,000.00	\$2,000.00	\$2,000.00	\$2,000.00	\$2,000.00	\$2,000.00	\$2,000.00	\$2,000.00	\$2,000.00	\$2,000.00	\$2,000.00	\$1,000.00	\$25,000.00	\$1,000.00
451001 Pensiones	\$24,000.00	\$2,000.00	\$2,000.00	\$2,000.00	\$2,000.00	\$2,000.00	\$2,000.00	\$2,000.00	\$2,000.00	\$2,000.00	\$2,000.00	\$1,000.00	\$25,000.00	\$1,000.00
FONDO DE FOMENTO MUNICIPAL	\$12,586,037.00	\$33,000.00	\$287,620.35	\$649,254.83	\$903,710.59	\$723,805.91	\$741,124.39	\$2,339,822.78	\$1,497,783.90	\$945,961.61	\$681,454.09	\$1,538,176.11	\$10,352,213.66	\$2,245,823.34

1608 FONDO GENERAL DE PARTICIPACIONES FGP

SERVICIOS PERSONALES		\$15,926,514.00	\$1,127,964.00	\$1,128,067.00	\$1,114,727.00	\$1,106,224.00	\$1,056,664.00	\$1,064,470.00	\$1,111,734.00	\$1,121,819.00	\$1,082,094.00	\$3,045,132.00	\$15,162,104.00	\$763,410.00
110000 Remuneraciones al personal de carácter		\$13,244,626.00	\$1,066,615.00	\$1,052,727.00	\$1,052,727.00	\$1,046,664.00	\$1,046,664.00	\$1,049,470.00	\$1,051,734.00	\$1,060,519.00	\$1,070,894.00	\$1,075,231.00	\$12,688,603.00	\$546,023.00
111000 Dietas		\$1,930,312.00	\$139,588.00	\$139,588.00	\$139,588.00	\$139,588.00	\$139,588.00	\$139,588.00	\$139,588.00	\$139,588.00	\$139,588.00	\$139,588.00	\$1,675,056.00	\$255,256.00
111001 Dietas		\$1,930,312.00	\$139,588.00	\$139,588.00	\$139,588.00	\$139,588.00	\$139,588.00	\$139,588.00	\$139,588.00	\$139,588.00	\$139,588.00	\$139,588.00	\$1,675,056.00	\$255,256.00
113000 Sueldos base al personal permanente		\$11,314,314.00	\$926,827.00	\$926,473.00	\$913,139.00	\$906,696.00	\$907,076.00	\$909,882.00	\$912,146.00	\$921,031.00	\$931,306.00	\$935,643.00	\$11,023,547.00	\$290,767.00
113001 Sueldos		\$11,314,314.00	\$926,827.00	\$926,473.00	\$913,139.00	\$906,696.00	\$907,076.00	\$909,882.00	\$912,146.00	\$921,031.00	\$931,306.00	\$935,643.00	\$11,023,547.00	\$290,767.00
130000 Remuneraciones adicionales y		\$2,680,888.00	\$88,200.00	\$82,000.00	\$82,000.00	\$82,000.00	\$10,000.00	\$35,000.00	\$80,000.00	\$81,200.00	\$11,200.00	\$1,969,901.00	\$2,465,501.00	\$217,387.00
132000 Primas de vacaciones, dominical y		\$2,171,888.00	\$0.00	\$0.00	\$0.00	\$0.00	\$0.00	\$0.00	\$0.00	\$0.00	\$0.00	\$1,958,701.00	\$2,131,877.00	\$213,187.00
132002 Gratificación Anual		\$2,171,888.00	\$0.00	\$0.00	\$0.00	\$0.00	\$0.00	\$0.00	\$0.00	\$0.00	\$0.00	\$1,958,701.00	\$2,131,877.00	\$213,187.00
134000 Compensaciones		\$509,000.00	\$82,000.00	\$82,000.00	\$82,000.00	\$82,000.00	\$10,000.00	\$35,000.00	\$80,000.00	\$81,200.00	\$11,200.00	\$1,969,901.00	\$2,465,501.00	\$217,387.00
134001 Compensaciones		\$509,000.00	\$82,000.00	\$82,000.00	\$82,000.00	\$82,000.00	\$10,000.00	\$35,000.00	\$80,000.00	\$81,200.00	\$11,200.00	\$1,969,901.00	\$2,465,501.00	\$217,387.00
200000 MATERIALES Y SUMINISTROS		\$1,902,063.78	\$0.00	\$18,451.00	\$173,494.32	\$199,907.39	\$248,823.58	\$225,211.23	\$132,943.24	\$180,169.74	\$112,108.39	\$215,121.06	\$1,632,340.61	\$269,723.17
210000 Materiales de administración, emisión		\$155,101.54	\$0.00	\$1,535.00	\$26,880.00	\$6,094.80	\$24,938.47	\$6,120.46	\$8,019.00	\$8,182.80	\$0.00	\$7,780.00	\$109,477.53	\$45,624.01
211000 Materiales, útiles y equipos menores de		\$78,000.00	\$0.00	\$0.00	\$26,880.00	\$2,644.80	\$15,938.47	\$0.00	\$8,019.00	\$8,182.80	\$0.00	\$0.00	\$70,681.07	\$7,338.93
211001 Material de Oficina		\$78,000.00	\$0.00	\$0.00	\$26,880.00	\$2,644.80	\$15,938.47	\$0.00	\$8,019.00	\$8,182.80	\$0.00	\$0.00	\$70,681.07	\$7,338.93
214000 Materiales, útiles y equipos menores de		\$45,000.00	\$0.00	\$1,535.00	\$0.00	\$5,450.00	\$9,000.00	\$0.00	\$0.00	\$0.00	\$0.00	\$7,780.00	\$23,765.00	\$21,235.00
214001 Material para Bienes Informáticos		\$45,000.00	\$0.00	\$1,535.00	\$0.00	\$5,450.00	\$9,000.00	\$0.00	\$0.00	\$0.00	\$0.00	\$7,780.00	\$23,765.00	\$21,235.00
216000 Material de limpieza		\$32,101.54	\$0.00	\$0.00	\$0.00	\$6,931.00	\$0.00	\$8,120.46	\$0.00	\$0.00	\$0.00	\$0.00	\$15,051.46	\$17,050.08
216001 Material de Limpieza		\$32,101.54	\$0.00	\$0.00	\$0.00	\$6,931.00	\$0.00	\$8,120.46	\$0.00	\$0.00	\$0.00	\$0.00	\$15,051.46	\$17,050.08
220000 Alimentos y utensilios		\$135,000.00	\$0.00	\$0.00	\$5,500.00	\$4,930.00	\$15,320.00	\$16,499.00	\$19,140.00	\$22,200.00	\$4,260.00	\$15,634.00	\$114,155.00	\$20,845.00




MUNICIPIO DE LA MISIÓN HIDALGO

Análisis Mensual de Egresos Basados por Fuente de Financiamiento al 31 de Julio 2022  
(Cifras en pesos y centavos)

Fecha y  
02:10 p. m.

Objeto del Gasto	Presupuesto Vigente	Ene	Feb	Mar	Abr	May	Jun	Jul	Ago	Sep	Oct	Nov	Dic	Total	Diferencia (Vigente - Total)
221000	\$135,000.00	\$0.00	\$0.00	\$0.00	\$4,930.00	\$15,320.00	\$10,672.00	\$10,672.00	\$16,490.00	\$19,140.00	\$22,200.00	\$4,260.00	\$15,634.00	\$114,155.00	\$20,845.00
221001	\$135,000.00	\$0.00	\$0.00	\$0.00	\$4,930.00	\$15,320.00	\$10,672.00	\$10,672.00	\$16,490.00	\$19,140.00	\$22,200.00	\$4,260.00	\$15,634.00	\$114,155.00	\$20,845.00
230000	\$50,000.00	\$0.00	\$0.00	\$12,180.00	\$15,800.00	\$0.00	\$0.00	\$0.00	\$0.00	\$0.00	\$0.00	\$0.00	\$0.00	\$27,980.00	\$22,020.00
235000	\$50,000.00	\$0.00	\$0.00	\$12,180.00	\$15,800.00	\$0.00	\$0.00	\$0.00	\$0.00	\$0.00	\$0.00	\$0.00	\$0.00	\$27,980.00	\$22,020.00
235001	\$50,000.00	\$0.00	\$0.00	\$12,180.00	\$15,800.00	\$0.00	\$0.00	\$0.00	\$0.00	\$0.00	\$0.00	\$0.00	\$0.00	\$27,980.00	\$22,020.00
240000	\$51,526.44	\$0.00	\$0.00	\$0.00	\$0.00	\$0.00	\$16,430.04	\$16,430.04	\$2,300.00	\$1,200.00	\$0.00	\$0.00	\$31,596.40	\$51,526.44	\$0.00
246000	\$51,526.44	\$0.00	\$0.00	\$0.00	\$0.00	\$0.00	\$16,430.04	\$16,430.04	\$2,300.00	\$1,200.00	\$0.00	\$0.00	\$31,596.40	\$51,526.44	\$0.00
250000	\$60,279.80	\$0.00	\$0.00	\$4,736.00	\$2,940.59	\$0.00	\$4,196.60	\$5,385.00	\$7,957.72	\$0.00	\$5,960.00	\$0.00	\$4,350.00	\$35,525.91	\$24,753.89
253000	\$60,279.80	\$0.00	\$0.00	\$4,736.00	\$2,940.59	\$0.00	\$4,196.60	\$5,385.00	\$7,957.72	\$0.00	\$5,960.00	\$0.00	\$4,350.00	\$35,525.91	\$24,753.89
253001	\$60,279.80	\$0.00	\$0.00	\$4,736.00	\$2,940.59	\$0.00	\$4,196.60	\$5,385.00	\$7,957.72	\$0.00	\$5,960.00	\$0.00	\$4,350.00	\$35,525.91	\$24,753.89
260000	\$1,280,000.00	\$0.00	\$0.00	\$0.00	\$122,373.73	\$155,305.27	\$73,235.06	\$161,998.07	\$190,334.05	\$92,984.24	\$135,706.94	\$100,248.39	\$145,560.66	\$1,177,746.41	\$102,253.59
261000	\$1,280,000.00	\$0.00	\$0.00	\$0.00	\$122,373.73	\$155,305.27	\$73,235.06	\$161,998.07	\$190,334.05	\$92,984.24	\$135,706.94	\$100,248.39	\$145,560.66	\$1,177,746.41	\$102,253.59
261001	\$1,280,000.00	\$0.00	\$0.00	\$0.00	\$122,373.73	\$155,305.27	\$73,235.06	\$161,998.07	\$190,334.05	\$92,984.24	\$135,706.94	\$100,248.39	\$145,560.66	\$1,177,746.41	\$102,253.59
290000	\$170,156.00	\$0.00	\$0.00	\$0.00	\$31,677.32	\$15,432.00	\$15,432.00	\$29,400.00	\$0.00	\$11,600.00	\$6,120.00	\$0.00	\$0.00	\$40,829.32	\$54,226.68
291000	\$170,156.00	\$0.00	\$0.00	\$0.00	\$31,677.32	\$15,432.00	\$15,432.00	\$29,400.00	\$0.00	\$11,600.00	\$6,120.00	\$0.00	\$0.00	\$40,829.32	\$54,226.68
291001	\$170,156.00	\$0.00	\$0.00	\$0.00	\$31,677.32	\$15,432.00	\$15,432.00	\$29,400.00	\$0.00	\$11,600.00	\$6,120.00	\$0.00	\$0.00	\$40,829.32	\$54,226.68
296000	\$85,000.00	\$0.00	\$0.00	\$0.00	\$0.00	\$2,900.00	\$9,400.00	\$29,400.00	\$0.00	\$11,600.00	\$4,000.00	\$7,600.00	\$10,200.00	\$75,100.00	\$9,900.00
296001	\$85,000.00	\$0.00	\$0.00	\$0.00	\$0.00	\$2,900.00	\$9,400.00	\$29,400.00	\$0.00	\$11,600.00	\$4,000.00	\$7,600.00	\$10,200.00	\$75,100.00	\$9,900.00
300000	\$2,814,252.85	\$0.00	\$0.00	\$78,907.10	\$529,111.24	\$440,469.85	\$177,541.42	\$211,500.14	\$257,031.94	\$248,043.90	\$124,707.65	\$126,432.94	\$369,435.01	\$2,663,181.19	\$251,071.66
310000	\$311,797.95	\$0.00	\$0.00	\$0.00	\$16,845.00	\$35,413.00	\$0.00	\$0.00	\$12,714.24	\$124,328.20	\$15,022.00	\$17,918.46	\$48,062.00	\$270,302.90	\$41,495.05
311000	\$311,797.95	\$0.00	\$0.00	\$0.00	\$16,845.00	\$35,413.00	\$0.00	\$0.00	\$12,714.24	\$124,328.20	\$15,022.00	\$17,918.46	\$48,062.00	\$270,302.90	\$41,495.05
311001	\$311,797.95	\$0.00	\$0.00	\$0.00	\$16,845.00	\$35,413.00	\$0.00	\$0.00	\$12,714.24	\$124,328.20	\$15,022.00	\$17,918.46	\$48,062.00	\$270,302.90	\$41,495.05
317000	\$29,116.00	\$0.00	\$0.00	\$0.00	\$0.00	\$0.00	\$0.00	\$0.00	\$12,064.00	\$0.00	\$0.00	\$17,052.00	\$0.00	\$29,116.00	\$0.00
317001	\$29,116.00	\$0.00	\$0.00	\$0.00	\$0.00	\$0.00	\$0.00	\$0.00	\$12,064.00	\$0.00	\$0.00	\$17,052.00	\$0.00	\$29,116.00	\$0.00
320000	\$408,592.32	\$0.00	\$0.00	\$0.00	\$65,240.00	\$28,200.00	\$110,044.00	\$70,176.09	\$103,756.23	\$0.00	\$13,176.00	\$0.00	\$9,000.00	\$399,592.32	\$9,000.00
322000	\$39,000.00	\$0.00	\$0.00	\$0.00	\$0.00	\$0.00	\$12,000.00	\$0.00	\$0.00	\$0.00	\$0.00	\$0.00	\$9,000.00	\$9,000.00	\$0.00
322001	\$39,000.00	\$0.00	\$0.00	\$0.00	\$0.00	\$0.00	\$12,000.00	\$0.00	\$0.00	\$0.00	\$0.00	\$0.00	\$9,000.00	\$9,000.00	\$0.00
326000	\$369,592.32	\$0.00	\$0.00	\$0.00	\$65,240.00	\$28,200.00	\$98,044.00	\$70,176.09	\$103,756.23	\$0.00	\$4,176.00	\$0.00	\$0.00	\$390,592.32	\$0.00
326001	\$369,592.32	\$0.00	\$0.00	\$0.00	\$65,240.00	\$28,200.00	\$98,044.00	\$70,176.09	\$103,756.23	\$0.00	\$4,176.00	\$0.00	\$0.00	\$390,592.32	\$0.00
330000	\$55,000.00	\$0.00	\$0.00	\$0.00	\$0.00	\$1,500.00	\$2,784.00	\$11,672.63	\$897.84	\$0.00	\$12,760.00	\$6,960.00	\$0.00	\$36,574.47	\$18,425.53
331000	\$55,000.00	\$0.00	\$0.00	\$0.00	\$0.00	\$1,500.00	\$2,784.00	\$11,672.63	\$897.84	\$0.00	\$12,760.00	\$6,960.00	\$0.00	\$36,574.47	\$18,425.53
331001	\$55,000.00	\$0.00	\$0.00	\$0.00	\$0.00	\$1,500.00	\$2,784.00	\$11,672.63	\$897.84	\$0.00	\$12,760.00	\$6,960.00	\$0.00	\$36,574.47	\$18,425.53
340000	\$69,120.00	\$0.00	\$0.00	\$0.00	\$0.00	\$0.00	\$0.00	\$12,000.00	\$37,120.00	\$0.00	\$0.00	\$3,500.00	\$0.00	\$52,620.00	\$16,500.00
347000	\$69,120.00	\$0.00	\$0.00	\$0.00	\$0.00	\$0.00	\$0.00	\$12,000.00	\$37,120.00	\$0.00	\$0.00	\$3,500.00	\$0.00	\$52,620.00	\$16,500.00
350000	\$600,500.00	\$0.00	\$0.00	\$0.00	\$101,701.54	\$67,833.80	\$31,189.80	\$65,782.79	\$82,670.39	\$74,944.20	\$47,883.00	\$38,513.96	\$53,643.00	\$653,842.48	\$36,657.52
351000	\$240,000.00	\$0.00	\$0.00	\$0.00	\$28,968.74	\$26,387.00	\$13,175.00	\$5,399.99	\$60,297.64	\$42,195.99	\$26,993.00	\$25,289.96	\$1,581.00	\$230,288.32	\$9,711.68
351001	\$240,000.00	\$0.00	\$0.00	\$0.00	\$28,968.74	\$26,387.00	\$13,175.00	\$5,399.99	\$60,297.64	\$42,195.99	\$26,993.00	\$25,289.96	\$1,581.00	\$230,288.32	\$9,711.68
353000	\$20,500.00	\$0.00	\$0.00	\$0.00	\$3,190.00	\$0.00	\$0.00	\$1,400.00	\$1,399.95	\$6,335.01	\$0.00	\$0.00	\$2,160.00	\$14,484.96	\$6,015.04



Handwritten signature and date: 2020 - 2024

**MUNICIPIO DE LA MISIÓN HIDALGO**

Análisis Mensual de Egresos Demandados por Ejercicio de Inasistencia al 31 de Julio 2022

(Cuentas con Movimientos)

Fecha y  
02:10 p. m.

Ucr: 001  
rpa@hidalgo.psu

Objeto del Gasto	Presupuesto Vigente	Ene	Feb	Mar	Abr	May	Jun	Jul	Ago	Sep	Oct	Nov	Dic	Total	Diferencia (Vigente - Total)
3530001	Mantenimiento de bienes informáticos	\$0.00	\$0.00	\$0.00	\$3,190.00	\$0.00	\$0.00	\$1,400.00	\$1,399.95	\$6,335.01	\$0.00	\$0.00	\$2,160.00	\$14,484.96	\$6,015.04
3550000	Reparación y mantenimiento de equipo de	\$0.00	\$0.00	\$0.00	\$69,542.80	\$41,446.80	\$18,014.80	\$56,962.80	\$20,972.80	\$26,413.20	\$20,590.00	\$13,224.00	\$49,902.00	\$315,089.20	\$20,930.80
3550001	Mantenimiento de Vehículos	\$0.00	\$0.00	\$0.00	\$69,542.80	\$41,446.80	\$18,014.80	\$56,962.80	\$20,972.80	\$26,413.20	\$20,590.00	\$13,224.00	\$49,902.00	\$315,089.20	\$20,930.80
3600000	Servicios de comunicación social y	\$0.00	\$0.00	\$0.00	\$0.00	\$0.00	\$0.00	\$0.00	\$0.00	\$0.00	\$0.00	\$0.00	\$5,800.00	\$5,800.00	\$14,200.00
3610000	División por radio, televisión y otros	\$0.00	\$0.00	\$0.00	\$0.00	\$0.00	\$0.00	\$0.00	\$0.00	\$0.00	\$0.00	\$0.00	\$5,800.00	\$5,800.00	\$14,200.00
3610001	Difusión de programas y actividades	\$0.00	\$0.00	\$0.00	\$0.00	\$0.00	\$0.00	\$0.00	\$0.00	\$0.00	\$0.00	\$0.00	\$5,800.00	\$5,800.00	\$14,200.00
3700000	Servicios de traslado y viáticos	\$0.00	\$0.00	\$0.00	\$11,223.98	\$11,079.99	\$2,219.01	\$16,844.19	\$14,623.24	\$7,591.50	\$16,751.00	\$13,270.99	\$6,386.00	\$105,417.10	\$24,982.90
3750000	Viáticos en el país	\$0.00	\$0.00	\$0.00	\$10,173.98	\$10,179.99	\$2,219.01	\$13,444.19	\$13,223.24	\$6,541.50	\$14,151.00	\$12,370.99	\$5,636.00	\$95,367.10	\$16,632.90
3750001	Viáticos en el país	\$0.00	\$0.00	\$0.00	\$10,173.98	\$10,179.99	\$2,219.01	\$13,444.19	\$13,223.24	\$6,541.50	\$14,151.00	\$12,370.99	\$5,636.00	\$95,367.10	\$16,632.90
3790000	Otros servicios de traslado y hospedaje	\$0.00	\$0.00	\$0.00	\$1,050.00	\$900.00	\$0.00	\$3,400.00	\$1,400.00	\$1,050.00	\$2,600.00	\$900.00	\$750.00	\$12,050.00	\$8,350.00
3790001	Otros servicios de traslado y hospedaje	\$0.00	\$0.00	\$0.00	\$1,050.00	\$900.00	\$0.00	\$3,400.00	\$1,400.00	\$1,050.00	\$2,600.00	\$900.00	\$750.00	\$12,050.00	\$8,350.00
3800000	Servicios oficiales	\$0.00	\$0.00	\$0.00	\$315,460.72	\$293,413.06	\$31,304.61	\$33,601.44	\$5,250.00	\$41,180.00	\$19,415.65	\$44,104.53	\$219,842.01	\$1,077,051.92	\$46,677.66
3820000	Gastos de orden social y cultural	\$0.00	\$0.00	\$0.00	\$315,460.72	\$293,413.06	\$31,304.61	\$33,601.44	\$5,250.00	\$41,180.00	\$19,415.65	\$44,104.53	\$219,842.01	\$1,077,051.92	\$46,677.66
3820001	Gastos de orden social	\$0.00	\$0.00	\$0.00	\$315,460.72	\$293,413.06	\$31,304.61	\$33,601.44	\$5,250.00	\$41,180.00	\$19,415.65	\$44,104.53	\$219,842.01	\$1,077,051.92	\$46,677.66
3900000	Otros servicios generales	\$0.00	\$0.00	\$0.00	\$18,640.00	\$3,030.00	\$0.00	\$1,443.00	\$0.00	\$0.00	\$0.00	\$0.00	\$2,165.00	\$51,980.00	\$41,133.00
3920000	Impuestos y derechos	\$0.00	\$0.00	\$0.00	\$18,640.00	\$3,030.00	\$0.00	\$1,443.00	\$0.00	\$0.00	\$0.00	\$0.00	\$2,165.00	\$51,980.00	\$41,133.00
3920006	Pago de derechos	\$0.00	\$0.00	\$0.00	\$18,640.00	\$3,030.00	\$0.00	\$1,443.00	\$0.00	\$0.00	\$0.00	\$0.00	\$2,165.00	\$51,980.00	\$41,133.00
4000000	TRANSFERENCIAS.	\$5,033,743.37	\$58,263.00	\$174,741.24	\$321,344.00	\$594,346.40	\$531,181.40	\$452,210.55	\$575,464.84	\$453,186.40	\$503,824.43	\$517,156.01	\$519,066.83	\$4,757,070.10	\$276,673.27
410000	Transferencias internas y asignaciones	\$377,216.00	\$31,463.00	\$25,883.00	\$36,803.00	\$31,263.00	\$31,773.00	\$31,503.00	\$31,773.00	\$31,463.00	\$25,883.00	\$31,463.00	\$31,263.00	\$377,216.00	\$0.00
4150000	Transferencias internas otorgadas a	\$377,216.00	\$31,463.00	\$25,883.00	\$36,803.00	\$31,263.00	\$31,773.00	\$31,503.00	\$31,773.00	\$31,463.00	\$25,883.00	\$31,463.00	\$31,263.00	\$377,216.00	\$0.00
4150001	Transferencias internas otorgadas a	\$377,216.00	\$31,463.00	\$25,883.00	\$36,803.00	\$31,263.00	\$31,773.00	\$31,503.00	\$31,773.00	\$31,463.00	\$25,883.00	\$31,463.00	\$31,263.00	\$377,216.00	\$0.00
4400000	Ayudas sociales	\$4,656,527.37	\$24,800.00	\$148,858.24	\$284,841.00	\$563,063.40	\$499,408.40	\$420,627.55	\$543,711.84	\$421,725.40	\$477,941.43	\$480,203.01	\$487,783.83	\$4,379,854.10	\$276,673.27
4410000	Ayudas sociales a personas	\$3,466,061.79	\$0.00	\$111,558.24	\$221,241.00	\$443,893.40	\$378,758.40	\$339,191.55	\$403,421.84	\$296,372.40	\$343,874.85	\$335,493.01	\$378,850.82	\$3,252,655.51	\$233,406.28
4410001	Ayudas sociales a personas	\$3,466,061.79	\$0.00	\$111,558.24	\$221,241.00	\$443,893.40	\$378,758.40	\$339,191.55	\$403,421.84	\$296,372.40	\$343,874.85	\$335,493.01	\$378,850.82	\$3,252,655.51	\$233,406.28
4420000	Becas y otras ayudas para programas de	\$419,400.00	\$24,800.00	\$37,500.00	\$21,000.00	\$36,400.00	\$32,200.00	\$32,200.00	\$85,500.00	\$30,800.00	\$25,200.00	\$39,200.00	\$25,200.00	\$408,600.00	\$12,600.00
4420001	Becas	\$419,400.00	\$24,800.00	\$37,500.00	\$21,000.00	\$36,400.00	\$32,200.00	\$32,200.00	\$85,500.00	\$30,800.00	\$25,200.00	\$39,200.00	\$25,200.00	\$408,600.00	\$12,600.00
4430000	Ayudas sociales a instituciones de	\$751,065.58	\$0.00	\$9,800.00	\$42,800.00	\$82,770.00	\$88,450.00	\$49,236.00	\$54,790.00	\$94,553.00	\$108,866.58	\$105,600.00	\$83,733.01	\$720,398.59	\$30,666.99
4430001	Ayudas sociales a instituciones de	\$751,065.58	\$0.00	\$9,800.00	\$42,800.00	\$82,770.00	\$88,450.00	\$49,236.00	\$54,790.00	\$94,553.00	\$108,866.58	\$105,600.00	\$83,733.01	\$720,398.59	\$30,666.99
5000000	BIENES MUEBLES, INMUEBLES E	\$439,099.00	\$0.00	\$0.00	\$0.00	\$0.00	\$1,996.30	\$0.00	\$0.00	\$0.00	\$0.00	\$388,665.03	\$33,003.70	\$423,665.03	\$15,433.97
5100000	Mobiliario y equipo de administración	\$37,099.00	\$0.00	\$0.00	\$0.00	\$0.00	\$1,996.30	\$0.00	\$0.00	\$0.00	\$0.00	\$0.00	\$33,003.70	\$35,000.00	\$2,099.00
5110000	Muebles de oficina y estantería	\$35,000.00	\$0.00	\$0.00	\$0.00	\$0.00	\$1,996.30	\$0.00	\$0.00	\$0.00	\$0.00	\$0.00	\$33,003.70	\$35,000.00	\$0.00
5110001	Muebles de oficina y estantería	\$35,000.00	\$0.00	\$0.00	\$0.00	\$0.00	\$1,996.30	\$0.00	\$0.00	\$0.00	\$0.00	\$0.00	\$33,003.70	\$35,000.00	\$0.00
5150000	Equipo de cómputo y de tecnología de la	\$2,099.00	\$0.00	\$0.00	\$0.00	\$0.00	\$0.00	\$0.00	\$0.00	\$0.00	\$0.00	\$0.00	\$0.00	\$0.00	\$2,099.00
5150001	Bienes informáticos	\$2,099.00	\$0.00	\$0.00	\$0.00	\$0.00	\$0.00	\$0.00	\$0.00	\$0.00	\$0.00	\$0.00	\$0.00	\$0.00	\$2,099.00
5200000	Mobiliario y equipo educacional y	\$10,000.00	\$0.00	\$0.00	\$0.00	\$0.00	\$0.00	\$0.00	\$0.00	\$0.00	\$0.00	\$10,000.00	\$0.00	\$10,000.00	\$0.00
5210000	Equipos y aparatos audiovisuales	\$10,000.00	\$0.00	\$0.00	\$0.00	\$0.00	\$0.00	\$0.00	\$0.00	\$0.00	\$0.00	\$10,000.00	\$0.00	\$10,000.00	\$0.00
5210001	Equipos y aparatos audiovisuales	\$10,000.00	\$0.00	\$0.00	\$0.00	\$0.00	\$0.00	\$0.00	\$0.00	\$0.00	\$0.00	\$10,000.00	\$0.00	\$10,000.00	\$0.00
5400000	Vehículos y equipo de transporte	\$312,000.00	\$0.00	\$0.00	\$0.00	\$0.00	\$0.00	\$0.00	\$0.00	\$0.00	\$0.00	\$312,000.00	\$0.00	\$312,000.00	\$0.00
5410000	Vehículos y equipo terrestre	\$312,000.00	\$0.00	\$0.00	\$0.00	\$0.00	\$0.00	\$0.00	\$0.00	\$0.00	\$0.00	\$312,000.00	\$0.00	\$312,000.00	\$0.00
5410001	Vehículos y Equipo Terrestre	\$312,000.00	\$0.00	\$0.00	\$0.00	\$0.00	\$0.00	\$0.00	\$0.00	\$0.00	\$0.00	\$312,000.00	\$0.00	\$312,000.00	\$0.00





MUNICIPIO DE LA MISIÓN  
HIDALGO

Análisis Mensual de Egresos Basado por Evento de Empeñamiento al 31 de Diciembre 2023

(Cifras en Millones y Centavos)

Fecha y  
02:10 p. m.

Objeto del Gasto	Presupuesto Vigente	Ene	Feb	Mar	Abr	May	Jun	Jul	Ago	Sep	Oct	Nov	Dic	Total	Diferencia (Vigente - Total)
560000 Maquinaria, otros equipos y	\$80,000.00	\$0.00	\$0.00	\$0.00	\$0.00	\$0.00	\$0.00	\$0.00	\$0.00	\$0.00	\$0.00	\$66,665.03	\$0.00	\$66,665.03	\$13,334.97
564000 Sistemas de aire acondicionado,	\$80,000.00	\$0.00	\$0.00	\$0.00	\$0.00	\$0.00	\$0.00	\$0.00	\$0.00	\$0.00	\$0.00	\$66,665.03	\$0.00	\$66,665.03	\$13,334.97
564001 Sistemas de aire acondicionado,	\$80,000.00	\$0.00	\$0.00	\$0.00	\$0.00	\$0.00	\$0.00	\$0.00	\$0.00	\$0.00	\$0.00	\$66,665.03	\$0.00	\$66,665.03	\$13,334.97
600000 INVERSION PUBLICA	\$1,200,000.00	\$0.00	\$0.00	\$0.00	\$0.00	\$0.00	\$0.00	\$0.00	\$0.00	\$0.00	\$0.00	\$0.00	\$0.00	\$0.00	\$1,200,000.00
610000 Obra pública en bienes de dominio	\$1,200,000.00	\$0.00	\$0.00	\$0.00	\$0.00	\$0.00	\$0.00	\$0.00	\$0.00	\$0.00	\$0.00	\$0.00	\$0.00	\$0.00	\$1,200,000.00
616000 Otras construcciones de ingeniería civil u	\$1,200,000.00	\$0.00	\$0.00	\$0.00	\$0.00	\$0.00	\$0.00	\$0.00	\$0.00	\$0.00	\$0.00	\$0.00	\$0.00	\$0.00	\$1,200,000.00
616001 Otras construcciones de ingeniería civil u	\$1,200,000.00	\$0.00	\$0.00	\$0.00	\$0.00	\$0.00	\$0.00	\$0.00	\$0.00	\$0.00	\$0.00	\$0.00	\$0.00	\$0.00	\$1,200,000.00
<b>FONDO GENERAL DE</b>	<b>\$27,314,673.00</b>	<b>\$1,180,878.00</b>	<b>\$1,186,227.00</b>	<b>\$1,400,160.34</b>	<b>\$2,138,676.56</b>	<b>\$2,342,947.54</b>	<b>\$1,893,493.76</b>	<b>\$1,969,134.27</b>	<b>\$2,142,198.01</b>	<b>\$1,945,509.54</b>	<b>\$1,930,520.92</b>	<b>\$2,226,456.37</b>	<b>\$4,181,756.60</b>	<b>\$24,539,360.93</b>	<b>\$2,775,312.07</b>
<b>1609 fondo de compensacion (FOCOM)</b>	<b>\$143,540.00</b>	<b>\$0.00</b>	<b>\$0.00</b>	<b>\$0.00</b>	<b>\$0.00</b>	<b>\$0.00</b>	<b>\$8,700.00</b>	<b>\$0.00</b>	<b>\$0.00</b>	<b>\$8,644.56</b>	<b>\$7,082.17</b>	<b>\$30,330.41</b>	<b>\$9,354.40</b>	<b>\$64,111.54</b>	<b>\$79,428.46</b>
<b>MATERIALES Y SUMINISTROS</b>	<b>\$45,500.00</b>	<b>\$0.00</b>	<b>\$0.00</b>	<b>\$0.00</b>	<b>\$0.00</b>	<b>\$0.00</b>	<b>\$8,700.00</b>	<b>\$0.00</b>	<b>\$0.00</b>	<b>\$8,644.56</b>	<b>\$0.00</b>	<b>\$300.00</b>	<b>\$9,354.40</b>	<b>\$26,998.96</b>	<b>\$18,501.04</b>
210000 Materiales de administración, emisión	\$10,500.00	\$0.00	\$0.00	\$0.00	\$0.00	\$0.00	\$0.00	\$0.00	\$0.00	\$5,067.80	\$0.00	\$0.00	\$0.00	\$5,067.80	\$5,432.20
211000 Materiales, útiles y equipos menores de	\$10,500.00	\$0.00	\$0.00	\$0.00	\$0.00	\$0.00	\$0.00	\$0.00	\$0.00	\$5,067.80	\$0.00	\$0.00	\$0.00	\$5,067.80	\$5,432.20
211001 Material de Oficina	\$10,500.00	\$0.00	\$0.00	\$0.00	\$0.00	\$0.00	\$0.00	\$0.00	\$0.00	\$5,067.80	\$0.00	\$0.00	\$0.00	\$5,067.80	\$5,432.20
214000 Materiales, útiles y equipos menores de	\$15,000.00	\$0.00	\$0.00	\$0.00	\$0.00	\$0.00	\$0.00	\$0.00	\$0.00	\$0.00	\$0.00	\$300.00	\$2,580.00	\$2,880.00	\$12,120.00
214001 Materiales para Bienes Informáticos	\$15,000.00	\$0.00	\$0.00	\$0.00	\$0.00	\$0.00	\$0.00	\$0.00	\$0.00	\$0.00	\$0.00	\$300.00	\$2,580.00	\$2,880.00	\$12,120.00
216000 Material de limpieza	\$20,000.00	\$0.00	\$0.00	\$0.00	\$0.00	\$0.00	\$8,700.00	\$0.00	\$0.00	\$3,576.76	\$0.00	\$0.00	\$6,774.40	\$19,051.16	\$948.84
216001 Material de Limpieza	\$20,000.00	\$0.00	\$0.00	\$0.00	\$0.00	\$0.00	\$8,700.00	\$0.00	\$0.00	\$3,576.76	\$0.00	\$0.00	\$6,774.40	\$19,051.16	\$948.84
260000 Combustibles, lubricantes y aditivos	\$98,040.00	\$0.00	\$0.00	\$0.00	\$0.00	\$0.00	\$0.00	\$0.00	\$0.00	\$0.00	\$7,082.17	\$30,030.41	\$0.00	\$37,112.58	\$60,927.42
261000 Combustibles, lubricantes y aditivos	\$98,040.00	\$0.00	\$0.00	\$0.00	\$0.00	\$0.00	\$0.00	\$0.00	\$0.00	\$0.00	\$7,082.17	\$30,030.41	\$0.00	\$37,112.58	\$60,927.42
261001 Combustibles y Lubricantes vehiculos y	\$98,040.00	\$0.00	\$0.00	\$0.00	\$0.00	\$0.00	\$0.00	\$0.00	\$0.00	\$0.00	\$7,082.17	\$30,030.41	\$0.00	\$37,112.58	\$60,927.42
300000 SERVICIOS GENERALES	\$348,060.00	\$0.00	\$0.00	\$0.00	\$0.00	\$0.00	\$0.00	\$0.00	\$0.00	\$48,186.00	\$22,519.60	\$54,044.40	\$94,482.00	\$219,232.00	\$128,828.00
310000 Servicios básicos	\$5,600.00	\$0.00	\$0.00	\$0.00	\$0.00	\$0.00	\$0.00	\$0.00	\$0.00	\$0.00	\$0.00	\$0.00	\$0.00	\$0.00	\$5,600.00
317000 Servicios de acceso de Internet, redes y	\$5,600.00	\$0.00	\$0.00	\$0.00	\$0.00	\$0.00	\$0.00	\$0.00	\$0.00	\$0.00	\$0.00	\$0.00	\$0.00	\$0.00	\$5,600.00
317001 Servicios de Conducción de Señales	\$5,600.00	\$0.00	\$0.00	\$0.00	\$0.00	\$0.00	\$0.00	\$0.00	\$0.00	\$0.00	\$0.00	\$0.00	\$0.00	\$0.00	\$5,600.00
330000 Servicios profesionales, científicos,	\$6,960.00	\$0.00	\$0.00	\$0.00	\$0.00	\$0.00	\$0.00	\$0.00	\$0.00	\$0.00	\$0.00	\$0.00	\$0.00	\$0.00	\$6,960.00
331000 Servicios legales, de contabilidad,	\$6,960.00	\$0.00	\$0.00	\$0.00	\$0.00	\$0.00	\$0.00	\$0.00	\$0.00	\$0.00	\$0.00	\$0.00	\$0.00	\$0.00	\$6,960.00
331001 Servicios legales	\$6,960.00	\$0.00	\$0.00	\$0.00	\$0.00	\$0.00	\$0.00	\$0.00	\$0.00	\$0.00	\$0.00	\$0.00	\$0.00	\$0.00	\$6,960.00
350000 Servicios de instalación, reparación,	\$95,500.00	\$0.00	\$0.00	\$0.00	\$0.00	\$0.00	\$0.00	\$0.00	\$0.00	\$22,156.00	\$15,559.60	\$24,696.40	\$23,142.00	\$85,554.00	\$9,946.00
353000 Instalación, reparación y mantenimiento	\$10,500.00	\$0.00	\$0.00	\$0.00	\$0.00	\$0.00	\$0.00	\$0.00	\$0.00	\$4,255.00	\$0.00	\$0.00	\$0.00	\$4,255.00	\$6,245.00
353001 Mantenimiento de bienes informáticos	\$10,500.00	\$0.00	\$0.00	\$0.00	\$0.00	\$0.00	\$0.00	\$0.00	\$0.00	\$4,255.00	\$0.00	\$0.00	\$0.00	\$4,255.00	\$6,245.00
355000 Reparación y mantenimiento de equipo de	\$85,000.00	\$0.00	\$0.00	\$0.00	\$0.00	\$0.00	\$0.00	\$0.00	\$0.00	\$22,156.00	\$11,304.60	\$24,696.40	\$23,142.00	\$81,299.00	\$3,701.00
355001 Mantenimiento de Vehículos	\$85,000.00	\$0.00	\$0.00	\$0.00	\$0.00	\$0.00	\$0.00	\$0.00	\$0.00	\$22,156.00	\$11,304.60	\$24,696.40	\$23,142.00	\$81,299.00	\$3,701.00
380000 Servicios oficiales	\$240,000.00	\$0.00	\$0.00	\$0.00	\$0.00	\$0.00	\$0.00	\$0.00	\$0.00	\$26,030.00	\$0.00	\$29,348.00	\$71,340.00	\$126,718.00	\$113,282.00
382000 Gastos de orden social y cultural	\$240,000.00	\$0.00	\$0.00	\$0.00	\$0.00	\$0.00	\$0.00	\$0.00	\$0.00	\$26,030.00	\$0.00	\$29,348.00	\$71,340.00	\$126,718.00	\$113,282.00
382001 Gastos de orden social	\$240,000.00	\$0.00	\$0.00	\$0.00	\$0.00	\$0.00	\$0.00	\$0.00	\$0.00	\$26,030.00	\$0.00	\$29,348.00	\$71,340.00	\$126,718.00	\$113,282.00
400000 TRANSFERENCIAS,	\$222,731.00	\$0.00	\$0.00	\$0.00	\$0.00	\$11,445.44	\$0.00	\$16,500.00	\$0.00	\$23,888.00	\$9,500.00	\$111,009.00	\$33,204.64	\$207,547.08	\$15,183.92
440000 Ayudas sociales	\$222,731.00	\$0.00	\$0.00	\$0.00	\$0.00	\$11,445.44	\$0.00	\$16,500.00	\$0.00	\$23,888.00	\$9,500.00	\$111,009.00	\$33,204.64	\$207,547.08	\$15,183.92
441000 Ayudas sociales a personas	\$222,731.00	\$0.00	\$0.00	\$0.00	\$0.00	\$11,445.44	\$0.00	\$16,500.00	\$0.00	\$23,888.00	\$9,500.00	\$111,009.00	\$33,204.64	\$207,547.08	\$15,183.92



MUNICIPIO DE LA MISIÓN HIDALGO

Análisis Mensual de Egresos Basado en Evidencia de Embarcamento al 31 de Diciembre 2023


Ucr: 001 rptAnalicPresu

Fecha y 02:10 p. m.

Objeto del Gasto	Presupuesto Vigente	Cuentas por Movimientos												Total	Diferencia (Vigente - Total)
		Ene	Feb	Mar	Abr	May	Jun	Jul	Ago	Sep	Oct	Nov	Dic		
441001 Ayudas sociales a personas	\$222,731.00	\$0.00	\$0.00	\$0.00	\$0.00	\$11,445.44	\$0.00	\$18,500.00	\$0.00	\$23,888.00	\$111,009.00	\$33,204.64	\$0.00	\$207,547.08	\$16,183.92
500000 BIENES MUEBLES, INMUEBLES E Mobiliario y equipo de administración	\$27,500.00	\$0.00	\$0.00	\$0.00	\$0.00	\$27,500.00	\$0.00	\$0.00	\$0.00	\$0.00	\$0.00	\$0.00	\$0.00	\$27,500.00	\$0.00
515000 Equipo de cómputo y de tecnología de la	\$27,500.00	\$0.00	\$0.00	\$0.00	\$0.00	\$27,500.00	\$0.00	\$0.00	\$0.00	\$0.00	\$0.00	\$0.00	\$0.00	\$27,500.00	\$0.00
515001 Bienes informáticos	\$27,500.00	\$0.00	\$0.00	\$0.00	\$0.00	\$27,500.00	\$0.00	\$0.00	\$0.00	\$0.00	\$0.00	\$0.00	\$0.00	\$27,500.00	\$0.00
<b>Fondo de compensación (FOCOM)</b>	<b>\$741,831.00</b>	<b>\$0.00</b>	<b>\$0.00</b>	<b>\$0.00</b>	<b>\$11,445.44</b>	<b>\$36,200.00</b>	<b>\$18,500.00</b>	<b>\$0.00</b>	<b>\$80,718.56</b>	<b>\$39,101.77</b>	<b>\$195,383.81</b>	<b>\$137,041.04</b>	<b>\$0.00</b>	<b>\$518,390.62</b>	<b>\$23,440.38</b>
<b>200000 MATERIALES Y SUMINISTROS</b>	<b>\$25,305.61</b>	<b>\$0.00</b>	<b>\$0.00</b>	<b>\$14,300.01</b>	<b>\$0.00</b>	<b>\$8,500.00</b>	<b>\$0.00</b>	<b>\$0.00</b>	<b>\$2,505.60</b>	<b>\$0.00</b>	<b>\$0.00</b>	<b>\$0.00</b>	<b>\$0.00</b>	<b>\$25,305.61</b>	<b>\$0.00</b>
220000 Alimentos y utensilios	\$15,000.01	\$0.00	\$0.00	\$6,500.01	\$0.00	\$8,500.00	\$0.00	\$0.00	\$0.00	\$0.00	\$0.00	\$0.00	\$0.00	\$15,000.01	\$0.00
221000 Productos alimenticios para personas	\$15,000.01	\$0.00	\$0.00	\$6,500.01	\$0.00	\$8,500.00	\$0.00	\$0.00	\$0.00	\$0.00	\$0.00	\$0.00	\$0.00	\$15,000.01	\$0.00
221001 Alimentación de Personas	\$15,000.01	\$0.00	\$0.00	\$6,500.01	\$0.00	\$8,500.00	\$0.00	\$0.00	\$0.00	\$0.00	\$0.00	\$0.00	\$0.00	\$15,000.01	\$0.00
230000 Materias primas y materiales de	\$10,305.60	\$0.00	\$0.00	\$7,800.00	\$0.00	\$0.00	\$0.00	\$0.00	\$2,505.60	\$0.00	\$0.00	\$0.00	\$0.00	\$10,305.60	\$0.00
235000 Productos químicos, farmacéuticos y de	\$10,305.60	\$0.00	\$0.00	\$7,800.00	\$0.00	\$0.00	\$0.00	\$0.00	\$2,505.60	\$0.00	\$0.00	\$0.00	\$0.00	\$10,305.60	\$0.00
235001 Productos químicos, farmacéuticos y de	\$10,305.60	\$0.00	\$0.00	\$7,800.00	\$0.00	\$0.00	\$0.00	\$0.00	\$2,505.60	\$0.00	\$0.00	\$0.00	\$0.00	\$10,305.60	\$0.00
300000 SERVICIOS GENERALES	\$25,752.00	\$0.00	\$0.00	\$0.00	\$9,280.00	\$0.00	\$0.00	\$7,192.00	\$9,280.00	\$0.00	\$0.00	\$0.00	\$0.00	\$25,752.00	\$0.00
350000 Servicios de instalación, reparación,	\$25,752.00	\$0.00	\$0.00	\$0.00	\$9,280.00	\$0.00	\$0.00	\$7,192.00	\$9,280.00	\$0.00	\$0.00	\$0.00	\$0.00	\$25,752.00	\$0.00
355000 Reparación y mantenimiento de equipo de	\$25,752.00	\$0.00	\$0.00	\$0.00	\$9,280.00	\$0.00	\$0.00	\$7,192.00	\$9,280.00	\$0.00	\$0.00	\$0.00	\$0.00	\$25,752.00	\$0.00
355001 Mantenimiento de Vehículos	\$25,752.00	\$0.00	\$0.00	\$0.00	\$9,280.00	\$0.00	\$0.00	\$7,192.00	\$9,280.00	\$0.00	\$0.00	\$0.00	\$0.00	\$25,752.00	\$0.00
400000 TRANSFERENCIAS	\$47,405.74	\$0.00	\$0.00	\$30,000.00	\$11,005.00	\$6,331.00	\$0.00	\$0.00	\$0.00	\$0.00	\$69.74	\$0.00	\$0.00	\$47,405.74	\$0.00
440000 Ayudas sociales	\$47,405.74	\$0.00	\$0.00	\$30,000.00	\$11,005.00	\$6,331.00	\$0.00	\$0.00	\$0.00	\$0.00	\$69.74	\$0.00	\$0.00	\$47,405.74	\$0.00
441000 Ayudas sociales a personas	\$47,405.74	\$0.00	\$0.00	\$30,000.00	\$11,005.00	\$6,331.00	\$0.00	\$0.00	\$0.00	\$0.00	\$69.74	\$0.00	\$0.00	\$47,405.74	\$0.00
441001 Ayudas sociales a personas	\$47,405.74	\$0.00	\$0.00	\$30,000.00	\$11,005.00	\$6,331.00	\$0.00	\$0.00	\$0.00	\$0.00	\$69.74	\$0.00	\$0.00	\$47,405.74	\$0.00
<b>FONDO DE ESTABILIZACIÓN DE</b>	<b>\$98,463.35</b>	<b>\$0.00</b>	<b>\$0.00</b>	<b>\$44,300.01</b>	<b>\$20,285.00</b>	<b>\$14,831.00</b>	<b>\$0.00</b>	<b>\$7,192.00</b>	<b>\$11,785.60</b>	<b>\$0.00</b>	<b>\$69.74</b>	<b>\$0.00</b>	<b>\$0.00</b>	<b>\$98,463.35</b>	<b>\$0.00</b>

1701 REINTEGRO ISR PARTICIPABLE RISR

Objeto del Gasto	Presupuesto Vigente	Cuentas por Movimientos												Total	Diferencia (Vigente - Total)
		Ene	Feb	Mar	Abr	May	Jun	Jul	Ago	Sep	Oct	Nov	Dic		
200000 MATERIALES Y SUMINISTROS	\$202,527.40	\$0.00	\$0.00	\$28,520.00	\$0.00	\$0.00	\$0.00	\$5,450.00	\$0.00	\$25,487.66	\$17,299.00	\$2,489.00	\$0.00	\$85,973.66	\$116,553.74
210000 Materiales de administración, emisión	\$10,000.00	\$0.00	\$0.00	\$0.00	\$0.00	\$0.00	\$0.00	\$5,450.00	\$0.00	\$0.00	\$0.00	\$0.00	\$0.00	\$5,450.00	\$4,550.00
214000 Materiales, útiles y equipos menores de	\$10,000.00	\$0.00	\$0.00	\$0.00	\$0.00	\$0.00	\$0.00	\$5,450.00	\$0.00	\$0.00	\$0.00	\$0.00	\$0.00	\$5,450.00	\$4,550.00
214001 Material para Bienes Informáticos	\$10,000.00	\$0.00	\$0.00	\$0.00	\$0.00	\$0.00	\$0.00	\$5,450.00	\$0.00	\$0.00	\$0.00	\$0.00	\$0.00	\$5,450.00	\$4,550.00
220000 Alimentos y utensilios	\$104,900.00	\$0.00	\$0.00	\$28,520.00	\$0.00	\$0.00	\$0.00	\$0.00	\$12,522.00	\$6,728.00	\$1,289.00	\$0.00	\$0.00	\$58,934.00	\$45,966.00
221000 Productos alimenticios para personas	\$104,900.00	\$0.00	\$0.00	\$28,520.00	\$0.00	\$0.00	\$0.00	\$0.00	\$12,522.00	\$6,728.00	\$1,289.00	\$0.00	\$0.00	\$58,934.00	\$45,966.00
221001 Alimentación de Personas	\$104,900.00	\$0.00	\$0.00	\$28,520.00	\$0.00	\$0.00	\$0.00	\$0.00	\$12,522.00	\$6,728.00	\$1,289.00	\$0.00	\$0.00	\$58,934.00	\$45,966.00
230000 Materias primas y materiales de	\$10,000.00	\$0.00	\$0.00	\$0.00	\$0.00	\$0.00	\$0.00	\$0.00	\$0.00	\$0.00	\$0.00	\$0.00	\$0.00	\$0.00	\$10,000.00
235000 Productos químicos, farmacéuticos y de	\$10,000.00	\$0.00	\$0.00	\$0.00	\$0.00	\$0.00	\$0.00	\$0.00	\$0.00	\$0.00	\$0.00	\$0.00	\$0.00	\$0.00	\$10,000.00
235001 Productos químicos, farmacéuticos y de	\$10,000.00	\$0.00	\$0.00	\$0.00	\$0.00	\$0.00	\$0.00	\$0.00	\$0.00	\$0.00	\$0.00	\$0.00	\$0.00	\$0.00	\$10,000.00
250000 Productos químicos, farmacéuticos y de	\$10,000.00	\$0.00	\$0.00	\$0.00	\$0.00	\$0.00	\$0.00	\$0.00	\$0.00	\$0.00	\$0.00	\$0.00	\$0.00	\$0.00	\$10,000.00
254000 Materiales, accesorios y suministros	\$10,000.00	\$0.00	\$0.00	\$0.00	\$0.00	\$0.00	\$0.00	\$0.00	\$0.00	\$0.00	\$0.00	\$0.00	\$0.00	\$0.00	\$10,000.00



Handwritten signature and date 2020-2024.

MUNICIPIO DE LA MISIÓN  
HIDALGO

Análisis Mensual de Egresos Basado en Evidencia de Empeñamiento al 31 de Julio 2022

(Cifras con Movimientos)

Fecha y  
02:10 p. m.

Ucr: 001  
rpa/AnalisisPresu

Objeto del Gasto	Presupuesto Vigente	Ene	Feb	Mar	Abr	May	Jun	Jul	Ago	Sep	Oct	Nov	Dic	Total	Diferencia (Vigente - Total)
254001 Materiales y Suministros Médicos	\$10,000.00	\$0.00	\$0.00	\$0.00	\$0.00	\$0.00	\$0.00	\$0.00	\$0.00	\$0.00	\$0.00	\$0.00	\$0.00	\$0.00	\$10,000.00
260000 Combustibles, lubricantes y aditivos	\$57,627.40	\$0.00	\$0.00	\$0.00	\$0.00	\$0.00	\$0.00	\$0.00	\$0.00	\$7,994.67	\$4,408.00	\$0.00	\$0.00	\$12,402.67	\$45,224.73
261001 Combustibles, lubricantes y aditivos	\$57,627.40	\$0.00	\$0.00	\$0.00	\$0.00	\$0.00	\$0.00	\$0.00	\$0.00	\$7,994.67	\$4,408.00	\$0.00	\$0.00	\$12,402.67	\$45,224.73
261001 Combustibles y Lubricantes Vehículos y	\$57,627.40	\$0.00	\$0.00	\$0.00	\$0.00	\$0.00	\$0.00	\$0.00	\$0.00	\$7,994.67	\$4,408.00	\$0.00	\$0.00	\$12,402.67	\$45,224.73
290000 Herramientas, refacciones y accesorios	\$10,000.00	\$0.00	\$0.00	\$0.00	\$0.00	\$0.00	\$0.00	\$0.00	\$0.00	\$4,970.99	\$3,016.00	\$0.00	\$1,200.00	\$9,186.99	\$813.01
291000 Herramientas menores	\$10,000.00	\$0.00	\$0.00	\$0.00	\$0.00	\$0.00	\$0.00	\$0.00	\$0.00	\$4,970.99	\$3,016.00	\$0.00	\$1,200.00	\$9,186.99	\$813.01
291001 Herramientas Menores	\$10,000.00	\$0.00	\$0.00	\$0.00	\$0.00	\$0.00	\$0.00	\$0.00	\$0.00	\$4,970.99	\$3,016.00	\$0.00	\$1,200.00	\$9,186.99	\$813.01
300000 SERVICIOS GENERALES	\$339,798.60	\$0.00	\$0.00	\$101,500.00	\$23,000.00	\$23,000.00	\$0.00	\$0.00	\$30,384.00	\$53,802.21	\$8,942.99	\$19,114.05	\$22,616.16	\$259,389.41	\$80,409.19
320000 Servicios de arrendamiento	\$101,231.60	\$0.00	\$0.00	\$68,000.00	\$0.00	\$0.00	\$0.00	\$0.00	\$28,000.00	\$5,231.60	\$0.00	\$0.00	\$0.00	\$101,231.60	\$0.00
326000 Arrendamiento de maquinaria, otros	\$101,231.60	\$0.00	\$0.00	\$68,000.00	\$0.00	\$0.00	\$0.00	\$0.00	\$28,000.00	\$5,231.60	\$0.00	\$0.00	\$0.00	\$101,231.60	\$0.00
326001 Arrendamiento de Maquinaria y Equipo	\$101,231.60	\$0.00	\$0.00	\$68,000.00	\$0.00	\$0.00	\$0.00	\$0.00	\$28,000.00	\$5,231.60	\$0.00	\$0.00	\$0.00	\$101,231.60	\$0.00
330000 Servicios profesionales, científicos,	\$15,000.00	\$0.00	\$0.00	\$0.00	\$0.00	\$0.00	\$0.00	\$0.00	\$0.00	\$0.00	\$0.00	\$0.00	\$0.00	\$0.00	\$15,000.00
339000 Servicios profesionales, científicos y	\$15,000.00	\$0.00	\$0.00	\$0.00	\$0.00	\$0.00	\$0.00	\$0.00	\$0.00	\$0.00	\$0.00	\$0.00	\$0.00	\$0.00	\$15,000.00
339001 Estudios e Investigaciones	\$15,000.00	\$0.00	\$0.00	\$0.00	\$0.00	\$0.00	\$0.00	\$0.00	\$0.00	\$0.00	\$0.00	\$0.00	\$0.00	\$0.00	\$15,000.00
350000 Servicios de instalación, reparación,	\$30,000.00	\$0.00	\$0.00	\$0.00	\$0.00	\$0.00	\$0.00	\$0.00	\$0.00	\$23,392.00	\$0.00	\$4,893.99	\$0.00	\$28,285.99	\$1,714.01
351000 Conservación y mantenimiento menor de	\$30,000.00	\$0.00	\$0.00	\$0.00	\$0.00	\$0.00	\$0.00	\$0.00	\$0.00	\$23,392.00	\$0.00	\$4,893.99	\$0.00	\$28,285.99	\$1,714.01
351001 Conservación y mantenimiento menor de	\$30,000.00	\$0.00	\$0.00	\$0.00	\$0.00	\$0.00	\$0.00	\$0.00	\$0.00	\$23,392.00	\$0.00	\$4,893.99	\$0.00	\$28,285.99	\$1,714.01
370000 Servicios de traslado y viáticos	\$20,000.00	\$0.00	\$0.00	\$0.00	\$0.00	\$0.00	\$0.00	\$0.00	\$2,384.00	\$2,159.00	\$0.00	\$0.00	\$1,816.00	\$9,301.99	\$10,698.01
375000 Viáticos en el país	\$20,000.00	\$0.00	\$0.00	\$0.00	\$0.00	\$0.00	\$0.00	\$0.00	\$2,384.00	\$2,159.00	\$0.00	\$0.00	\$1,816.00	\$9,301.99	\$10,698.01
375001 Viáticos en el país	\$20,000.00	\$0.00	\$0.00	\$0.00	\$0.00	\$0.00	\$0.00	\$0.00	\$2,384.00	\$2,159.00	\$0.00	\$0.00	\$1,816.00	\$9,301.99	\$10,698.01
380000 Servicios oficiales	\$173,568.00	\$0.00	\$0.00	\$0.00	\$33,500.00	\$23,000.00	\$0.00	\$0.00	\$0.00	\$23,019.61	\$6,000.00	\$14,220.06	\$20,800.16	\$120,539.83	\$53,028.17
382000 Gastos de orden social y cultural	\$173,568.00	\$0.00	\$0.00	\$0.00	\$33,500.00	\$23,000.00	\$0.00	\$0.00	\$0.00	\$23,019.61	\$6,000.00	\$14,220.06	\$20,800.16	\$120,539.83	\$53,028.17
382001 Gastos de orden social	\$173,568.00	\$0.00	\$0.00	\$0.00	\$33,500.00	\$23,000.00	\$0.00	\$0.00	\$0.00	\$23,019.61	\$6,000.00	\$14,220.06	\$20,800.16	\$120,539.83	\$53,028.17
400000 TRANSFERENCIAS,	\$186,241.00	\$0.00	\$0.00	\$0.00	\$30,000.00	\$0.00	\$64,360.00	\$0.00	\$60,400.00	\$31,481.00	\$0.00	\$0.00	\$0.00	\$186,241.00	\$0.00
440000 Ayudas sociales	\$186,241.00	\$0.00	\$0.00	\$0.00	\$30,000.00	\$0.00	\$64,360.00	\$0.00	\$60,400.00	\$31,481.00	\$0.00	\$0.00	\$0.00	\$186,241.00	\$0.00
441000 Ayudas sociales a personas	\$186,241.00	\$0.00	\$0.00	\$0.00	\$30,000.00	\$0.00	\$64,360.00	\$0.00	\$60,400.00	\$31,481.00	\$0.00	\$0.00	\$0.00	\$186,241.00	\$0.00
441001 Ayudas sociales a personas	\$186,241.00	\$0.00	\$0.00	\$0.00	\$30,000.00	\$0.00	\$64,360.00	\$0.00	\$60,400.00	\$31,481.00	\$0.00	\$0.00	\$0.00	\$186,241.00	\$0.00
600000 INVERSION PUBLICA	\$625,000.00	\$0.00	\$0.00	\$0.00	\$0.00	\$0.00	\$0.00	\$0.00	\$0.00	\$0.00	\$0.00	\$0.00	\$0.00	\$0.00	\$625,000.00
610000 Obra pública en bienes de dominio	\$625,000.00	\$0.00	\$0.00	\$0.00	\$0.00	\$0.00	\$0.00	\$0.00	\$0.00	\$0.00	\$0.00	\$0.00	\$0.00	\$0.00	\$625,000.00
612000 Edificación no habitacional	\$625,000.00	\$0.00	\$0.00	\$0.00	\$0.00	\$0.00	\$0.00	\$0.00	\$0.00	\$0.00	\$0.00	\$0.00	\$0.00	\$0.00	\$625,000.00
612001 Edificación no habitacional	\$625,000.00	\$0.00	\$0.00	\$0.00	\$0.00	\$0.00	\$0.00	\$0.00	\$0.00	\$0.00	\$0.00	\$0.00	\$0.00	\$0.00	\$625,000.00
REINTEGRO ISR PARTICIPABLE	\$1,353,568.00	\$0.00	\$0.00	\$160,020.00	\$23,000.00	\$23,000.00	\$64,360.00	\$5,450.00	\$90,794.00	\$110,770.87	\$26,241.99	\$25,842.05	\$25,105.16	\$551,574.07	\$821,993.93

1702 RECAUDACION OBTENIDA DE IMPUESTO SOBRE LA RENTA DE ENAJENACION DE BIENES INMUEBLES ISR EBI

SERVICIOS GENERALES	Ene	Feb	Mar	Abr	May	Jun	Jul	Ago	Sep	Oct	Nov	Dic	Total	Diferencia (Vigente - Total)
300000 SERVICIOS GENERALES	\$61,532.87	\$0.00	\$0.00	\$0.00	\$0.00	\$0.00	\$0.00	\$0.00	\$27,840.00	\$21,228.00	\$2,114.50	\$0.00	\$51,182.50	\$10,350.37
380000 Servicios oficiales	\$61,532.87	\$0.00	\$0.00	\$0.00	\$0.00	\$0.00	\$0.00	\$0.00	\$27,840.00	\$21,228.00	\$2,114.50	\$0.00	\$51,182.50	\$10,350.37
382000 Gastos de orden social y cultural	\$61,532.87	\$0.00	\$0.00	\$0.00	\$0.00	\$0.00	\$0.00	\$0.00	\$27,840.00	\$21,228.00	\$2,114.50	\$0.00	\$51,182.50	\$10,350.37
382001 Gastos de orden social	\$61,532.87	\$0.00	\$0.00	\$0.00	\$0.00	\$0.00	\$0.00	\$0.00	\$27,840.00	\$21,228.00	\$2,114.50	\$0.00	\$51,182.50	\$10,350.37
RECAUDACION OBTENIDA DE	\$61,532.87	\$0.00	\$0.00	\$0.00	\$0.00	\$0.00	\$0.00	\$0.00	\$27,840.00	\$21,228.00	\$2,114.50	\$0.00	\$51,182.50	\$10,350.37




MUNICIPIO DE LA MISIÓN HIDALGO

Análisis Mensual de Egresos Basado en Evidencia al 31 de Diciembre de 2022  
(Cuentas con Movimientos)  
(Cifras en pesos y centavos)

Fecha y  
02:10 p. m.

		Presupuesto Vigente												Diferencia (Vigente - Total)		
Objeto del Gasto		Ene	Feb	Mar	Abr	May	Jun	Jul	Agosto	Sep	Oct	Nov	Dic	Total		
<b>FONDO DE INFRAESTRUCTURA SOCIAL MUNICIPAL FISM</b>																
600000	INVERSION PUBLICA	\$25,095,841.00	\$0.00	\$0.00	\$0.00	\$0.00	\$0.00	\$1,156,457.54	\$3,019,219.26	\$3,261,835.89	\$5,443,672.26	\$6,48,699.43	\$5,477,101.09	\$19,006,985.47	\$6,088,855.53	
610000	Obras publicas en bienes de dominio	\$25,095,841.00	\$0.00	\$0.00	\$0.00	\$0.00	\$0.00	\$1,156,457.54	\$3,019,219.26	\$3,261,835.89	\$5,443,672.26	\$6,48,699.43	\$5,477,101.09	\$19,006,985.47	\$6,088,855.53	
612000	Edificación no habitacional	\$2,416,377.79	\$0.00	\$0.00	\$0.00	\$0.00	\$0.00	\$0.00	\$0.00	\$0.00	\$481,775.00	\$0.00	\$468,472.01	\$950,247.01	\$1,466,130.78	
612001	Edificación no habitacional	\$2,416,377.79	\$0.00	\$0.00	\$0.00	\$0.00	\$0.00	\$0.00	\$0.00	\$0.00	\$481,775.00	\$0.00	\$468,472.01	\$950,247.01	\$1,466,130.78	
614000	División de terrenos y construcción de	\$10,047,507.65	\$0.00	\$0.00	\$0.00	\$0.00	\$0.00	\$0.00	\$468,548.59	\$1,260,514.58	\$1,529,825.47	\$0.00	\$2,991,842.94	\$6,244,731.58	\$3,802,776.07	
614001	División de terrenos y construcción de	\$10,047,507.65	\$0.00	\$0.00	\$0.00	\$0.00	\$0.00	\$0.00	\$468,548.59	\$1,260,514.58	\$1,529,825.47	\$0.00	\$2,991,842.94	\$6,244,731.58	\$3,802,776.07	
615000	Construcción de vías de comunicación	\$12,231,955.56	\$0.00	\$0.00	\$0.00	\$0.00	\$0.00	\$1,156,457.54	\$2,550,670.67	\$2,001,321.31	\$3,438,071.79	\$6,48,699.43	\$2,016,786.14	\$11,812,006.88	\$419,948.68	
615001	Construcción de vías de comunicación	\$12,231,955.56	\$0.00	\$0.00	\$0.00	\$0.00	\$0.00	\$1,156,457.54	\$2,550,670.67	\$2,001,321.31	\$3,438,071.79	\$6,48,699.43	\$2,016,786.14	\$11,812,006.88	\$419,948.68	
616000	Otras construcciones de ingeniería civil u	\$400,000.00	\$0.00	\$0.00	\$0.00	\$0.00	\$0.00	\$0.00	\$0.00	\$0.00	\$0.00	\$0.00	\$0.00	\$0.00	\$400,000.00	
616001	Otras construcciones de ingeniería civil u	\$400,000.00	\$0.00	\$0.00	\$0.00	\$0.00	\$0.00	\$0.00	\$0.00	\$0.00	\$0.00	\$0.00	\$0.00	\$0.00	\$400,000.00	
<b>FONDO DE INFRAESTRUCTURA</b>		<b>\$25,095,841.00</b>	<b>\$0.00</b>	<b>\$0.00</b>	<b>\$0.00</b>	<b>\$0.00</b>	<b>\$0.00</b>	<b>\$1,156,457.54</b>	<b>\$3,019,219.26</b>	<b>\$3,261,835.89</b>	<b>\$5,443,672.26</b>	<b>\$6,48,699.43</b>	<b>\$5,477,101.09</b>	<b>\$19,006,985.47</b>	<b>\$6,088,855.53</b>	
<b>FONDO DE APORTACIONES PARA EL FORTALECIMIENTO DE LOS MUNICIPIOS Y DEMARACIONES</b>																
100000	SERVICIOS PERSONALES	\$2,768,104.00	\$194,852.00	\$172,942.00	\$172,196.00	\$171,971.00	\$175,533.00	\$176,870.00	\$176,870.00	\$180,870.00	\$200,207.00	\$204,544.00	\$544,695.00	\$2,546,014.00	\$222,090.00	
110000	Remuneraciones al personal de carácter	\$2,330,616.00	\$173,504.00	\$168,942.00	\$168,430.00	\$167,971.00	\$172,533.00	\$176,870.00	\$176,870.00	\$176,870.00	\$181,207.00	\$185,544.00	\$468,472.01	\$2,108,526.00	\$222,090.00	
113000	Sueldos base al personal permanente	\$2,330,616.00	\$173,504.00	\$168,942.00	\$168,430.00	\$167,971.00	\$172,533.00	\$176,870.00	\$176,870.00	\$176,870.00	\$181,207.00	\$185,544.00	\$468,472.01	\$2,108,526.00	\$222,090.00	
130000	Remuneraciones adicionales y	\$437,488.00	\$0.00	\$0.00	\$0.00	\$0.00	\$0.00	\$0.00	\$0.00	\$0.00	\$0.00	\$0.00	\$0.00	\$437,488.00	\$0.00	
132000	Primas de vacaciones, dominical y	\$437,488.00	\$0.00	\$0.00	\$0.00	\$0.00	\$0.00	\$0.00	\$0.00	\$0.00	\$0.00	\$0.00	\$0.00	\$437,488.00	\$0.00	
132002	Gratificación Anual	\$437,488.00	\$0.00	\$0.00	\$0.00	\$0.00	\$0.00	\$0.00	\$0.00	\$0.00	\$0.00	\$0.00	\$0.00	\$437,488.00	\$0.00	
134000	Compensaciones	\$78,000.00	\$0.00	\$0.00	\$0.00	\$0.00	\$0.00	\$0.00	\$0.00	\$0.00	\$0.00	\$0.00	\$0.00	\$78,000.00	\$0.00	
134001	Compensaciones	\$78,000.00	\$0.00	\$0.00	\$0.00	\$0.00	\$0.00	\$0.00	\$0.00	\$0.00	\$0.00	\$0.00	\$0.00	\$78,000.00	\$0.00	
200000	MATERIALES Y SUMINISTROS	\$1,383,603.80	\$0.00	\$3,600.00	\$105,900.00	\$126,221.57	\$109,878.66	\$193,839.56	\$193,839.56	\$190,441.50	\$154,021.50	\$154,812.66	\$224,228.57	\$1,292,844.02	\$90,759.58	
220000	Alimentos y utensilios	\$86,528.10	\$0.00	\$0.00	\$0.00	\$0.00	\$7,500.00	\$0.00	\$0.00	\$0.00	\$3,372.00	\$25,090.00	\$32,602.00	\$72,564.00	\$15,964.10	
221000	Productos alimenticios para personas	\$86,528.10	\$0.00	\$0.00	\$0.00	\$0.00	\$7,500.00	\$0.00	\$0.00	\$0.00	\$3,372.00	\$25,090.00	\$32,602.00	\$72,564.00	\$15,964.10	
221001	Alimentación de Personas	\$86,528.10	\$0.00	\$0.00	\$0.00	\$0.00	\$7,500.00	\$0.00	\$0.00	\$0.00	\$3,372.00	\$25,090.00	\$32,602.00	\$72,564.00	\$15,964.10	
240000	Materiales y artículos de construcción y	\$153,178.39	\$0.00	\$0.00	\$1,577.60	\$30,000.00	\$0.00	\$0.00	\$61,059.29	\$10,541.50	\$14,085.88	\$0.00	\$28,280.00	\$146,544.27	\$6,634.12	
246000	Material eléctrico y electrónico	\$153,178.39	\$0.00	\$0.00	\$1,577.60	\$30,000.00	\$0.00	\$0.00	\$61,059.29	\$10,541.50	\$14,085.88	\$0.00	\$28,280.00	\$146,544.27	\$6,634.12	
246001	Material Eléctrico	\$153,178.39	\$0.00	\$0.00	\$1,577.60	\$30,000.00	\$0.00	\$0.00	\$61,059.29	\$10,541.50	\$14,085.88	\$0.00	\$28,280.00	\$146,544.27	\$6,634.12	
260000	Combustibles, lubricantes y aditivos	\$930,000.00	\$0.00	\$0.00	\$99,000.00	\$118,243.97	\$102,378.66	\$116,267.37	\$116,267.37	\$71,600.00	\$112,763.62	\$101,122.86	\$90,346.57	\$889,222.85	\$40,777.15	
261000	Combustibles, lubricantes y aditivos	\$930,000.00	\$0.00	\$0.00	\$99,000.00	\$118,243.97	\$102,378.66	\$116,267.37	\$116,267.37	\$71,600.00	\$112,763.62	\$101,122.86	\$90,346.57	\$889,222.85	\$40,777.15	
261001	Combustibles y lubricantes vehiculos y	\$930,000.00	\$0.00	\$0.00	\$99,000.00	\$118,243.97	\$102,378.66	\$116,267.37	\$116,267.37	\$71,600.00	\$112,763.62	\$101,122.86	\$90,346.57	\$889,222.85	\$40,777.15	
270000	Vestuario, blancos, prendas de	\$100,912.90	\$0.00	\$0.00	\$0.00	\$0.00	\$0.00	\$0.00	\$2,612.90	\$18,300.00	\$0.00	\$0.00	\$72,000.00	\$92,912.90	\$8,000.00	
271000	Vestuario y uniformes	\$100,912.90	\$0.00	\$0.00	\$0.00	\$0.00	\$0.00	\$0.00	\$2,612.90	\$18,300.00	\$0.00	\$0.00	\$72,000.00	\$92,912.90	\$8,000.00	
271001	Vestuario, Uniformes	\$100,912.90	\$0.00	\$0.00	\$0.00	\$0.00	\$0.00	\$0.00	\$2,612.90	\$18,300.00	\$0.00	\$0.00	\$72,000.00	\$92,912.90	\$8,000.00	
290000	Herramientas, refacciones y accesorios	\$110,984.21	\$0.00	\$3,600.00	\$6,400.00	\$13,000.00	\$0.00	\$13,900.00	\$13,900.00	\$0.00	\$19,600.00	\$28,600.00	\$0.00	\$91,600.00	\$19,384.21	



Handwritten signature and date: 2020-2024

MUNICIPIO DE LA MISIÓN HIDALGO

Análisis Mensual de Egresos Basado en Eje de Ensamblamiento al 31 de Julio 2022  
(Cifras en pesos y centavos)

Fecha y  
02:10 p. m.

Objeto del Gasto	Presupuesto Vigente	Ene	Feb	Mar	Abr	May	Jun	Jul	Ago	Sep	Oct	Nov	Dic	Total	Diferencia (Vigente - Total)
2960000 Refacciones y accesorios menores de	\$110,984.21	\$0.00	\$3,600.00	\$6,300.00	\$6,300.00	\$13,000.00	\$13,000.00	\$0.00	\$13,900.00	\$0.00	\$19,800.00	\$28,600.00	\$0.00	\$91,600.00	\$19,384.21
2960001 Refacciones	\$110,984.21	\$0.00	\$3,600.00	\$6,300.00	\$6,300.00	\$13,000.00	\$13,000.00	\$0.00	\$13,900.00	\$0.00	\$19,800.00	\$28,600.00	\$0.00	\$91,600.00	\$19,384.21
<b>300000 SERVICIOS GENERALES</b>	<b>\$2,464,625.15</b>	<b>\$0.00</b>	<b>\$28,362.00</b>	<b>\$194,313.35</b>	<b>\$43,463.20</b>	<b>\$132,726.23</b>	<b>\$364,425.17</b>	<b>\$189,089.34</b>	<b>\$317,135.39</b>	<b>\$156,461.20</b>	<b>\$228,081.86</b>	<b>\$1,402,363.50</b>	<b>\$1,402,363.50</b>	<b>\$1,833,589.91</b>	<b>\$631,035.24</b>
310000 Servicios básicos	\$1,650,000.00	\$0.00	\$15,184.00	\$135,852.51	\$0.00	\$122,715.43	\$290,088.89	\$290,088.89	\$262,464.59	\$262,464.59	\$141,781.93	\$140,383.50	\$144,507.06	\$1,402,363.50	\$247,198.65
311000 Energía eléctrica	\$1,650,000.00	\$0.00	\$15,184.00	\$135,852.51	\$0.00	\$122,715.43	\$290,088.89	\$290,088.89	\$262,464.59	\$262,464.59	\$141,781.93	\$140,383.50	\$144,507.06	\$1,402,363.50	\$247,198.65
311001 Servicio de Energía Eléctrica	\$1,650,000.00	\$0.00	\$15,184.00	\$135,852.51	\$0.00	\$122,715.43	\$290,088.89	\$290,088.89	\$262,464.59	\$262,464.59	\$141,781.93	\$140,383.50	\$144,507.06	\$1,402,363.50	\$247,198.65
330000 Servicios profesionales, científicos,	\$49,000.00	\$0.00	\$4,000.00	\$20,000.00	\$0.00	\$0.00	\$0.00	\$0.00	\$0.00	\$0.00	\$0.00	\$0.00	\$0.00	\$24,000.00	\$25,000.00
339000 Servicios profesionales, científicos y	\$49,000.00	\$0.00	\$4,000.00	\$20,000.00	\$0.00	\$0.00	\$0.00	\$0.00	\$0.00	\$0.00	\$0.00	\$0.00	\$0.00	\$24,000.00	\$25,000.00
339001 Estudios e Investigaciones	\$49,000.00	\$0.00	\$4,000.00	\$20,000.00	\$0.00	\$0.00	\$0.00	\$0.00	\$0.00	\$0.00	\$0.00	\$0.00	\$0.00	\$24,000.00	\$25,000.00
340000 Servicios financieros, bancarios y	\$19,679.40	\$0.00	\$0.00	\$0.00	\$0.00	\$0.00	\$0.00	\$0.00	\$0.00	\$0.00	\$0.00	\$0.00	\$0.00	\$19,679.40	\$0.00
345000 Seguro de bienes patrimoniales	\$19,679.40	\$0.00	\$0.00	\$0.00	\$0.00	\$0.00	\$0.00	\$0.00	\$0.00	\$0.00	\$0.00	\$0.00	\$0.00	\$19,679.40	\$0.00
345001 Seguros	\$19,679.40	\$0.00	\$0.00	\$0.00	\$0.00	\$0.00	\$0.00	\$0.00	\$0.00	\$0.00	\$0.00	\$0.00	\$0.00	\$19,679.40	\$0.00
350000 Servicios de instalación, reparación,	\$700,000.00	\$0.00	\$9,178.00	\$38,460.84	\$39,463.20	\$10,010.80	\$74,336.28	\$39,266.00	\$54,670.80	\$54,670.80	\$19,679.40	\$16,077.60	\$83,574.80	\$378,609.16	\$321,390.84
355000 Reparación y mantenimiento de equipo de	\$700,000.00	\$0.00	\$9,178.00	\$38,460.84	\$39,463.20	\$10,010.80	\$74,336.28	\$39,266.00	\$54,670.80	\$54,670.80	\$19,679.40	\$16,077.60	\$83,574.80	\$378,609.16	\$321,390.84
355001 Mantenimiento de Vehículos	\$700,000.00	\$0.00	\$9,178.00	\$38,460.84	\$39,463.20	\$10,010.80	\$74,336.28	\$39,266.00	\$54,670.80	\$54,670.80	\$19,679.40	\$16,077.60	\$83,574.80	\$378,609.16	\$321,390.84
370000 Servicios de traslado y viáticos	\$45,945.75	\$0.00	\$0.00	\$0.00	\$4,000.00	\$0.00	\$0.00	\$0.00	\$0.00	\$0.00	\$4,500.00	\$0.00	\$0.00	\$8,500.00	\$37,445.75
375000 Viáticos en el país	\$45,945.75	\$0.00	\$0.00	\$0.00	\$4,000.00	\$0.00	\$0.00	\$0.00	\$0.00	\$0.00	\$4,500.00	\$0.00	\$0.00	\$8,500.00	\$37,445.75
375001 Viáticos en el país	\$45,945.75	\$0.00	\$0.00	\$0.00	\$4,000.00	\$0.00	\$0.00	\$0.00	\$0.00	\$0.00	\$4,500.00	\$0.00	\$0.00	\$8,500.00	\$37,445.75
<b>400000 TRANSFERENCIAS,</b>	<b>\$60,000.00</b>	<b>\$5,000.00</b>	<b>\$5,000.00</b>	<b>\$5,000.00</b>	<b>\$5,000.00</b>	<b>\$5,000.00</b>	<b>\$5,000.00</b>	<b>\$5,000.00</b>	<b>\$5,000.00</b>	<b>\$5,000.00</b>	<b>\$5,000.00</b>	<b>\$5,000.00</b>	<b>\$5,000.00</b>	<b>\$50,000.00</b>	<b>\$10,000.00</b>
450000 Pensiones y jubilaciones	\$60,000.00	\$5,000.00	\$5,000.00	\$5,000.00	\$5,000.00	\$5,000.00	\$5,000.00	\$5,000.00	\$5,000.00	\$5,000.00	\$5,000.00	\$5,000.00	\$5,000.00	\$50,000.00	\$10,000.00
451000 Pensiones	\$60,000.00	\$5,000.00	\$5,000.00	\$5,000.00	\$5,000.00	\$5,000.00	\$5,000.00	\$5,000.00	\$5,000.00	\$5,000.00	\$5,000.00	\$5,000.00	\$5,000.00	\$50,000.00	\$10,000.00
451001 Pensiones	\$60,000.00	\$5,000.00	\$5,000.00	\$5,000.00	\$5,000.00	\$5,000.00	\$5,000.00	\$5,000.00	\$5,000.00	\$5,000.00	\$5,000.00	\$5,000.00	\$5,000.00	\$50,000.00	\$10,000.00
<b>500000 BIENES MUEBLES, INMUEBLES E</b>	<b>\$669,780.00</b>	<b>\$0.00</b>	<b>\$0.00</b>	<b>\$0.00</b>	<b>\$0.00</b>	<b>\$0.00</b>	<b>\$0.00</b>	<b>\$0.00</b>	<b>\$0.00</b>	<b>\$0.00</b>	<b>\$448,000.00</b>	<b>\$56,000.00</b>	<b>\$165,780.00</b>	<b>\$669,780.00</b>	<b>\$0.00</b>
540000 Vehículos y equipo de transporte	\$669,780.00	\$0.00	\$0.00	\$0.00	\$0.00	\$0.00	\$0.00	\$0.00	\$0.00	\$0.00	\$448,000.00	\$56,000.00	\$165,780.00	\$669,780.00	\$0.00
541000 Vehículos y equipo terrestre	\$669,780.00	\$0.00	\$0.00	\$0.00	\$0.00	\$0.00	\$0.00	\$0.00	\$0.00	\$0.00	\$448,000.00	\$56,000.00	\$165,780.00	\$669,780.00	\$0.00
541001 Vehículos y Equipo Terrestre	\$669,780.00	\$0.00	\$0.00	\$0.00	\$0.00	\$0.00	\$0.00	\$0.00	\$0.00	\$0.00	\$448,000.00	\$56,000.00	\$165,780.00	\$669,780.00	\$0.00
560000 Maquinaria, otros equipos y	\$102,800.00	\$0.00	\$0.00	\$0.00	\$0.00	\$0.00	\$0.00	\$0.00	\$0.00	\$0.00	\$0.00	\$0.00	\$0.00	\$102,800.00	\$0.00
565000 Equipo de comunicación y	\$102,800.00	\$0.00	\$0.00	\$0.00	\$0.00	\$0.00	\$0.00	\$0.00	\$0.00	\$0.00	\$0.00	\$0.00	\$0.00	\$102,800.00	\$0.00
565001 Equipos y Aparatos de Comunicación y	\$102,800.00	\$0.00	\$0.00	\$0.00	\$0.00	\$0.00	\$0.00	\$0.00	\$0.00	\$0.00	\$0.00	\$0.00	\$0.00	\$102,800.00	\$0.00
<b>FONDO DE APORTACIONES PARA</b>	<b>\$7,346,172.75</b>	<b>\$182,504.00</b>	<b>\$199,852.00</b>	<b>\$209,904.00</b>	<b>\$473,443.35</b>	<b>\$430,197.23</b>	<b>\$655,836.83</b>	<b>\$568,798.30</b>	<b>\$603,446.89</b>	<b>\$986,760.67</b>	<b>\$27,678.96</b>	<b>\$1,167,785.43</b>	<b>\$6,402,227.93</b>	<b>\$943,884.82</b>	
<b>Total Final</b>	<b>\$77,467,803.72</b>	<b>\$1,440,696.00</b>	<b>\$1,432,259.00</b>	<b>\$1,923,609.49</b>	<b>\$3,692,202.36</b>	<b>\$4,702,061.02</b>	<b>\$8,279,106.27</b>	<b>\$7,695,271.70</b>	<b>\$9,596,342.09</b>	<b>\$4,463,369.25</b>	<b>\$12,897,839.72</b>	<b>\$4,463,369.25</b>	<b>\$13,795,005.17</b>	<b>\$63,666,798.55</b>	

LIC. MARGARITA RAMOS VILLEDA  
PRESIDENTA MUNICIPAL

TESORERIA MUNICIPAL  
LA MISIÓN HIDALGO  
2020 - 2024

TEC. JUAN RUBIO VARGAS  
TESORERO MUNICIPAL

SINDICO PROCURADOR  
LA MISIÓN HIDALGO  
2020 - 2024

LIC. ANDRES TREJO REYES  
SINDICO PROCURADOR